

Fall 2022 Course Evaluation Report for ECON110130_2022FALL_Principles of Economics - Elena Pellegrini

Response Table

Raters	Students
Responded	25
Invited	26
Response Ratio	96.15%

Course Organization and Planning/ Course Design:

ECON110130_2022FALL_Principles of Economics

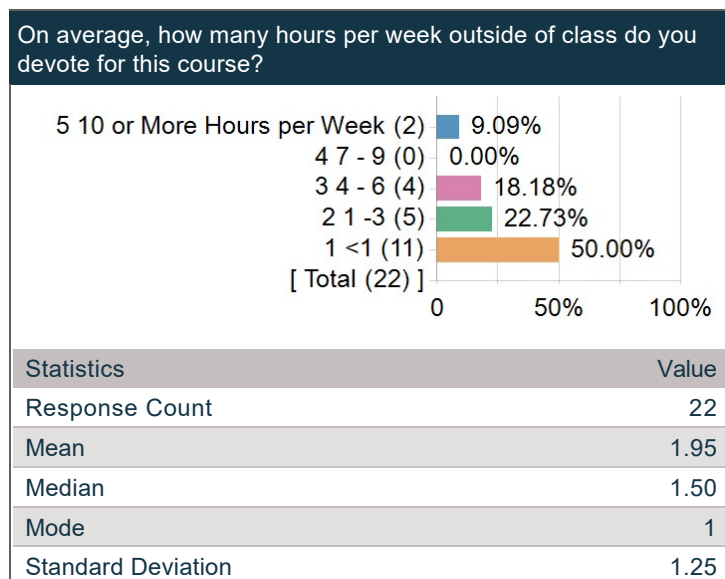
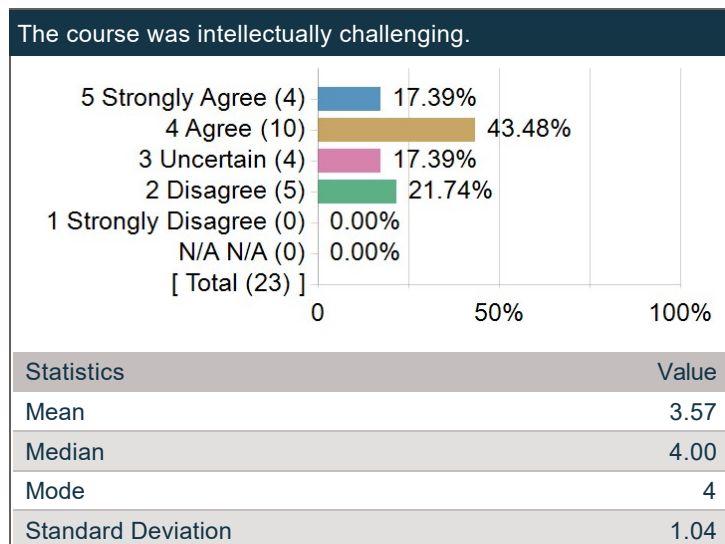
Distribution of Responses

1. The course was well organized.	2. The learning objectives were clearly defined
<div> <div> <div>5 Strongly Agree (9)</div> <div>4 Agree (8)</div> <div>3 Uncertain (3)</div> <div>2 Disagree (3)</div> <div>1 Strongly Disagree (1)</div> <div>N/A N/A (0)</div> <div>[Total (24)]</div> </div> <div> <div>37.50%</div> <div>33.33%</div> <div>12.50%</div> <div>12.50%</div> <div>4.17%</div> <div>0.00%</div> </div> </div>	<div> <div> <div>5 Strongly Agree (9)</div> <div>4 Agree (8)</div> <div>3 Uncertain (1)</div> <div>2 Disagree (2)</div> <div>1 Strongly Disagree (1)</div> <div>N/A N/A (0)</div> <div>[Total (21)]</div> </div> <div> <div>42.86%</div> <div>38.10%</div> <div>4.76%</div> <div>9.52%</div> <div>4.76%</div> <div>0.00%</div> </div> </div>
<div>Statistics</div> <div>Value</div> <div>Mean</div> <div>3.88</div> <div>Median</div> <div>4.00</div> <div>Mode</div> <div>5</div> <div>Standard Deviation</div> <div>1.19</div>	<div>Statistics</div> <div>Value</div> <div>Mean</div> <div>4.05</div> <div>Median</div> <div>4.00</div> <div>Mode</div> <div>5</div> <div>Standard Deviation</div> <div>1.16</div>

Course Difficulty and Workload:

ECON110130_2022FALL_Principles of Economics

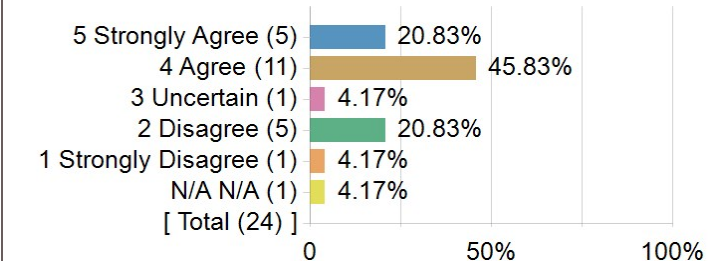
Distribution of Responses

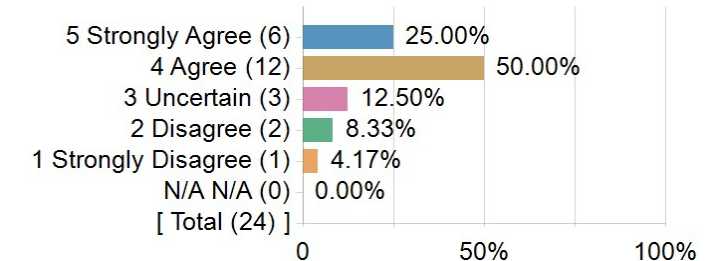


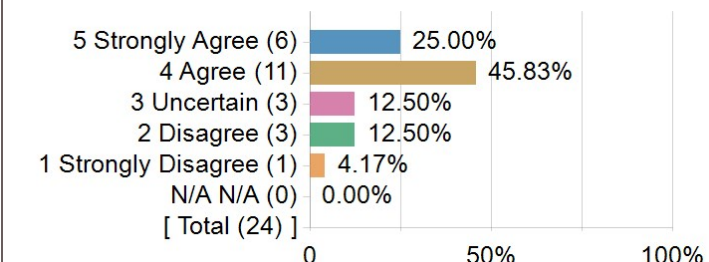
Course Learning Outcomes:

ECON110130_2022FALL_Principles of Economics

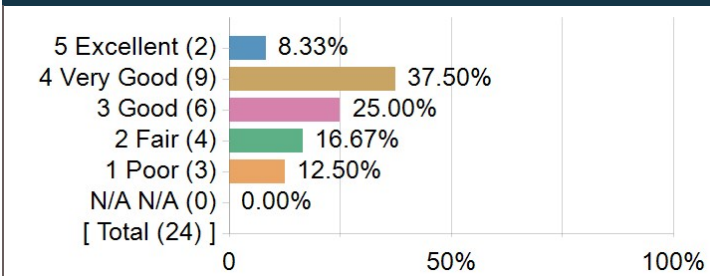
Distribution of Responses

1. Class attendance was necessary for learning the course material.	
	
Statistics	Value
Mean	3.61
Median	4.00
Mode	4
Standard Deviation	1.20

2. Assignments were helpful in learning the course material.	
	
Statistics	Value
Mean	3.83
Median	4.00
Mode	4
Standard Deviation	1.05

3. I learned perspectives, principles or practices that I expect to apply beyond the course.	
	
Statistics	Value
Mean	3.75
Median	4.00
Mode	4
Standard Deviation	1.11

How would you rate this course overall?



Statistics	Value
Mean	3.13
Median	3.00
Mode	4
Standard Deviation	1.19

Course Specific Open-Ended Responses:

What are the strengths of this course?

Comments
Extra office hours kind of class.
Good layout, very interesting
This course was helpful in providing additional practice and understanding of lecture material.
Structure and exams.
The TA gave us detailed overview and review of the materials that were covered in class and aided us greatly in preparing for the exams as well as reviewing the concepts that we got wrong in the exams.
This course allowed us to apply knowledge from class to practice problems which promotes my understanding.
Helpful for main class
This course taught the principle theories of microeconomics and macroeconomics efficiently and effectively, creating a strong basis for students to move forward in economics with a strong understanding of the basic principles.
Having lectures during discussion helped break down some of the material taught during lectures. It was very easy to understand the concepts when the instructor would go over them.
helped prepare for exams
Supplementing weekly lectures with a bit more focused effort on select topics
Teaching
Class was open to questions and covered whatever may have been confusing during lecture.

What would have improved your learning in the course?

Comments
Better alignment with the class.
More tests and less exams
My learning would have improved if there was a bit more organization to the course.
Slower pace.
This is not the fault of the course itself or the TA, but I do believe that the general atmosphere of the class was in a way that a lot of the students felt uncomfortable asking questions. Due to this problem, the atmosphere was somewhat awkward at times and the discussion session did not go as fluently as it did for my other courses.
Better organisation
Coordination between the weekly assignments and the lecture material would be helpful, as sometimes the assignment material did not match the lectures and vice versa
Having practice questions would've definitely improved my learning.
the discussion felt unnecessary
Having more of an agenda for discussion; it often felt like we were just sitting there going over random things. Additionally, the Mob Lab games were not particularly helpful to my learning.
Nothing
A little bit more structure may have been helpful during discussion.

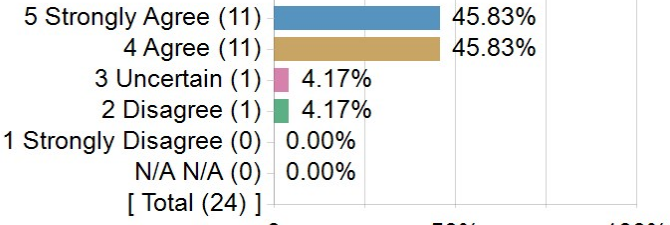
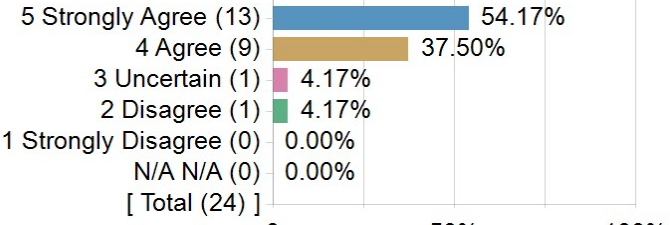
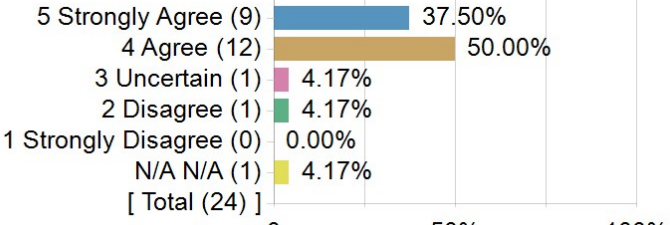
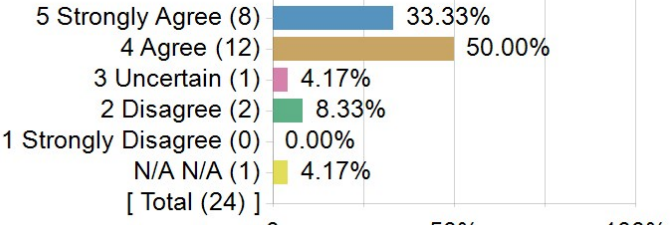
Additional Comments:

Comments
N/A
none

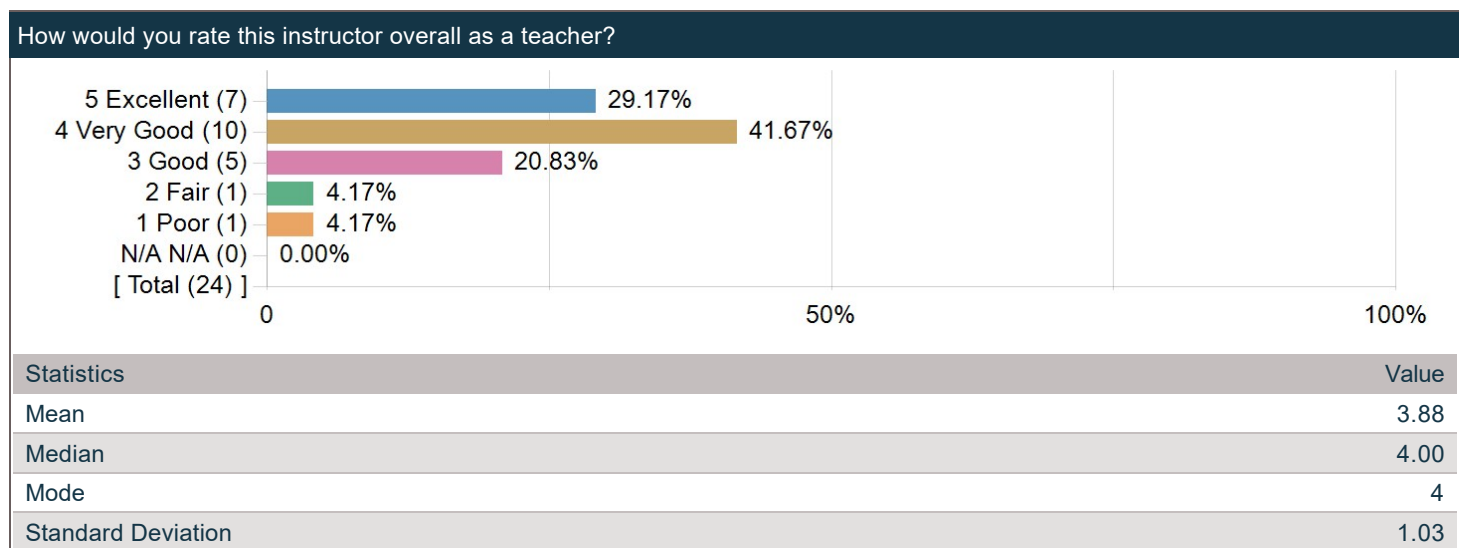
Communication Clarity/ Clarity of Instruction:

Instructor Specific Questions for (Elena Pellegrini)

Distribution of Responses

1. The instructor was effective in helping students understand difficult concepts, methods, and subject matter.	2. The instructor was available for help outside of class.																				
 <p>5 Strongly Agree (11) 45.83%</p> <p>4 Agree (11) 45.83%</p> <p>3 Uncertain (1) 4.17%</p> <p>2 Disagree (1) 4.17%</p> <p>1 Strongly Disagree (0) 0.00%</p> <p>N/A N/A (0) 0.00%</p> <p>[Total (24)]</p>	 <p>5 Strongly Agree (13) 54.17%</p> <p>4 Agree (9) 37.50%</p> <p>3 Uncertain (1) 4.17%</p> <p>2 Disagree (1) 4.17%</p> <p>1 Strongly Disagree (0) 0.00%</p> <p>N/A N/A (0) 0.00%</p> <p>[Total (24)]</p>																				
<table border="1"> <thead> <tr> <th>Statistics</th><th>Value</th></tr> </thead> <tbody> <tr> <td>Mean</td><td>4.33</td></tr> <tr> <td>Median</td><td>4.00</td></tr> <tr> <td>Mode</td><td>5, 4</td></tr> <tr> <td>Standard Deviation</td><td>0.76</td></tr> </tbody> </table>	Statistics	Value	Mean	4.33	Median	4.00	Mode	5, 4	Standard Deviation	0.76	<table border="1"> <thead> <tr> <th>Statistics</th><th>Value</th></tr> </thead> <tbody> <tr> <td>Mean</td><td>4.42</td></tr> <tr> <td>Median</td><td>5.00</td></tr> <tr> <td>Mode</td><td>5</td></tr> <tr> <td>Standard Deviation</td><td>0.78</td></tr> </tbody> </table>	Statistics	Value	Mean	4.42	Median	5.00	Mode	5	Standard Deviation	0.78
Statistics	Value																				
Mean	4.33																				
Median	4.00																				
Mode	5, 4																				
Standard Deviation	0.76																				
Statistics	Value																				
Mean	4.42																				
Median	5.00																				
Mode	5																				
Standard Deviation	0.78																				
3. The instructor stimulated interest in the subject matter.	4. The instructor motivated me to do my best work.																				
 <p>5 Strongly Agree (9) 37.50%</p> <p>4 Agree (12) 50.00%</p> <p>3 Uncertain (1) 4.17%</p> <p>2 Disagree (1) 4.17%</p> <p>1 Strongly Disagree (0) 0.00%</p> <p>N/A N/A (1) 4.17%</p> <p>[Total (24)]</p>	 <p>5 Strongly Agree (8) 33.33%</p> <p>4 Agree (12) 50.00%</p> <p>3 Uncertain (1) 4.17%</p> <p>2 Disagree (2) 8.33%</p> <p>1 Strongly Disagree (0) 0.00%</p> <p>N/A N/A (1) 4.17%</p> <p>[Total (24)]</p>																				
<table border="1"> <thead> <tr> <th>Statistics</th><th>Value</th></tr> </thead> <tbody> <tr> <td>Mean</td><td>4.26</td></tr> <tr> <td>Median</td><td>4.00</td></tr> <tr> <td>Mode</td><td>4</td></tr> <tr> <td>Standard Deviation</td><td>0.75</td></tr> </tbody> </table>	Statistics	Value	Mean	4.26	Median	4.00	Mode	4	Standard Deviation	0.75	<table border="1"> <thead> <tr> <th>Statistics</th><th>Value</th></tr> </thead> <tbody> <tr> <td>Mean</td><td>4.13</td></tr> <tr> <td>Median</td><td>4.00</td></tr> <tr> <td>Mode</td><td>4</td></tr> <tr> <td>Standard Deviation</td><td>0.87</td></tr> </tbody> </table>	Statistics	Value	Mean	4.13	Median	4.00	Mode	4	Standard Deviation	0.87
Statistics	Value																				
Mean	4.26																				
Median	4.00																				
Mode	4																				
Standard Deviation	0.75																				
Statistics	Value																				
Mean	4.13																				
Median	4.00																				
Mode	4																				
Standard Deviation	0.87																				

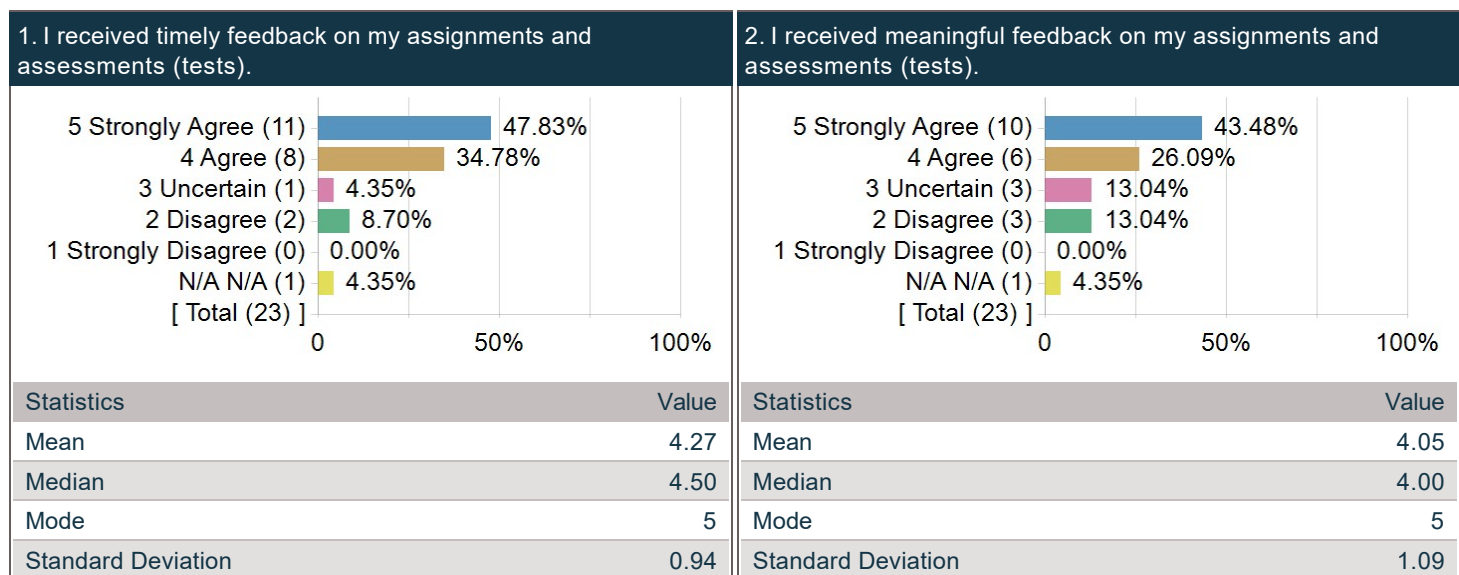
How would you rate this instructor overall as a teacher?



Assignments and Grading:

Instructor Specific Questions for (Elena Pellegrini)

Distribution of Responses



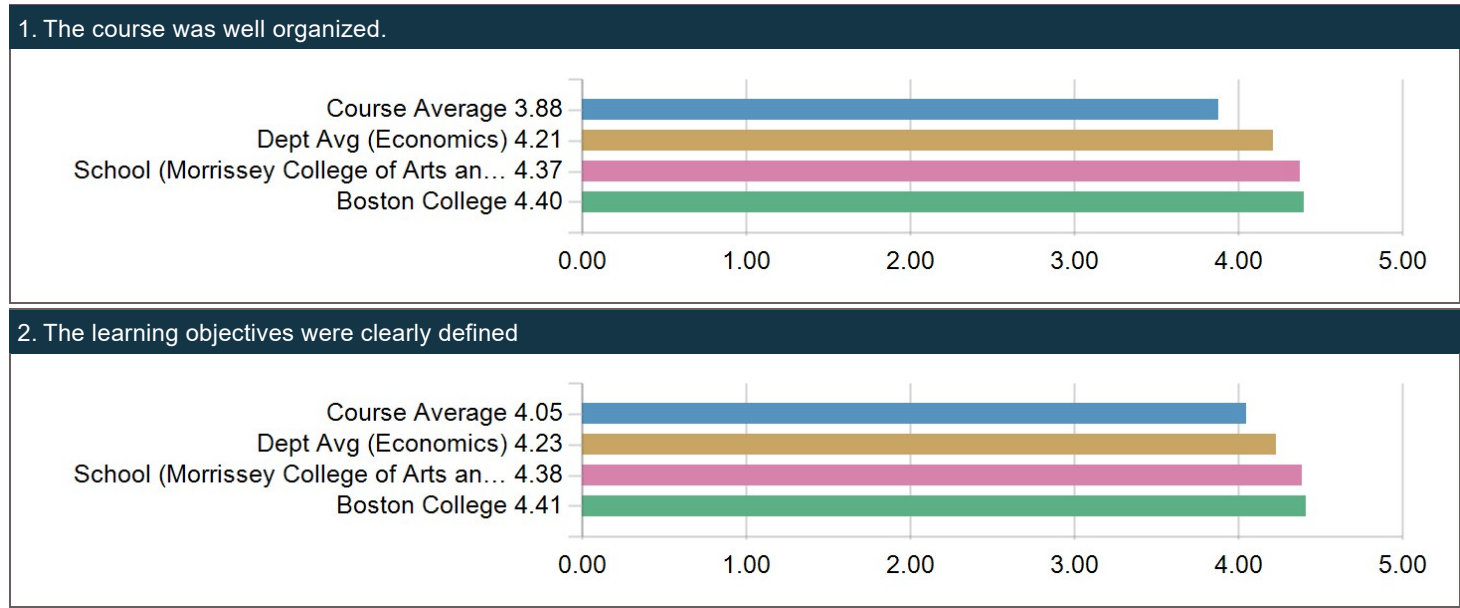
Instructor Specific Open-Ended Responses:

Did the instructor treat all students with respect, and cultivate an open and welcoming environment in class? How or how not?

Comments
Yes! Elena was always willing to help with whatever she could.
Very well
Elena did a great job of treating everyone with respect by welcoming discussion and by answering any questions that students had.
Always!
Yes, discussion sections were always engaging and all students were treated with respect.
Yes
Professor Elena was very helpful in discussion sections to help students review the tough materials that they could not grasp immediately in lecture and helped students review for midterms and exams by going over the important material and answering questions that students have.
Yes, she was very respectful.
yes
Yes, Elena was very kind to all the students and welcomed us to her office hours every week
Yes, she gave everyone equal opportunities to do well.
All students were treated with respect and all questions were answered.

Course Questions for (ECON110130_2022FALL_Principles of Economics) - Benchmarks:

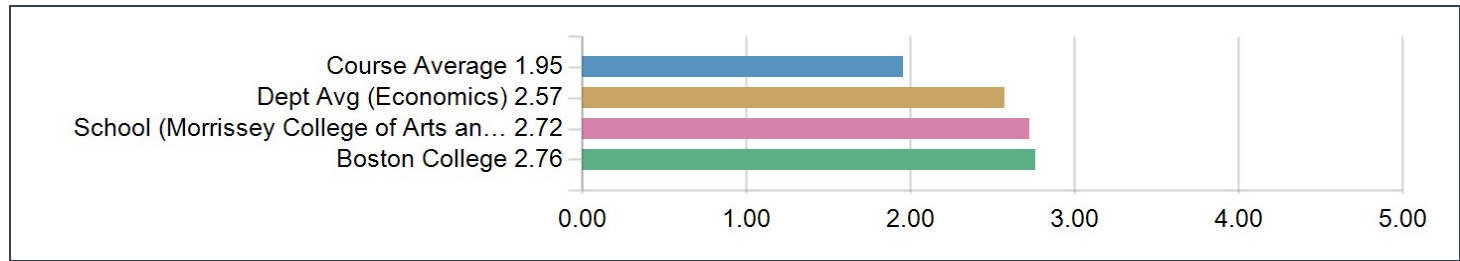
Course Organization and Planning/ Course Design:



The course was intellectually challenging.

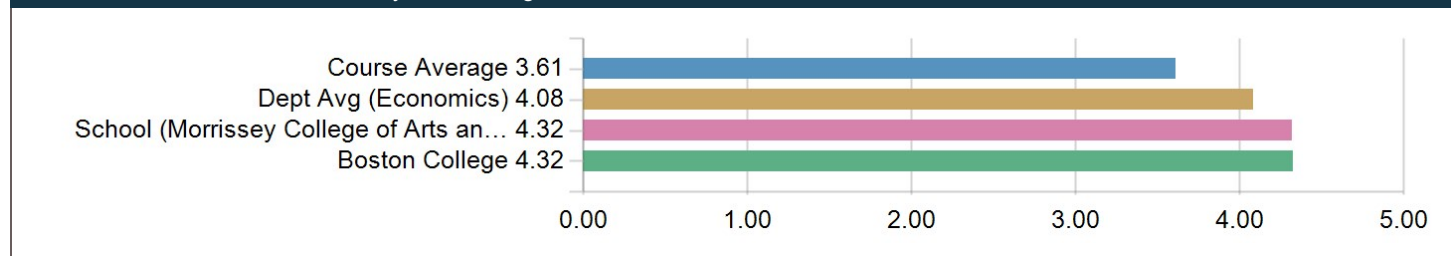


On average, how many hours per week outside of class do you devote for this course?



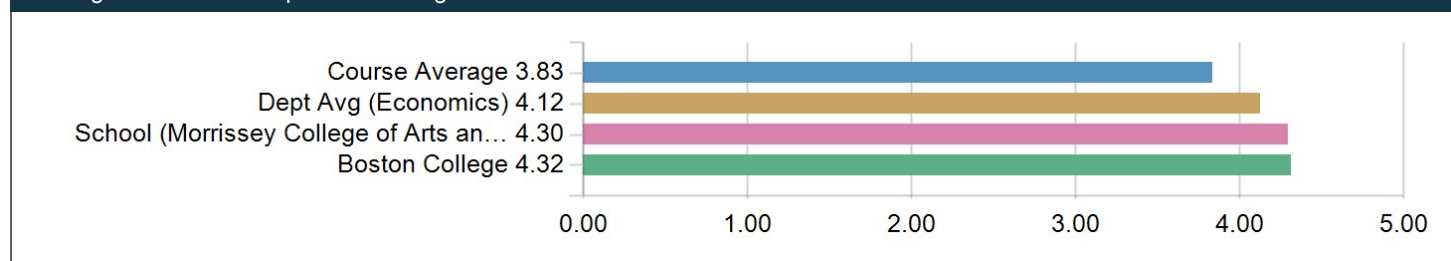
Course Learning Outcomes

1. Class attendance was necessary for learning the course material.



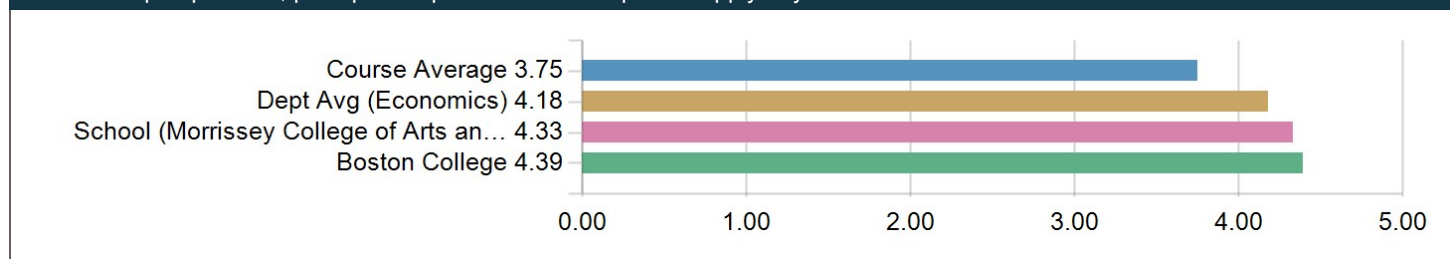
Course Learning Outcomes (continued)

2. Assignments were helpful in learning the course material.



Course Learning Outcomes (continued)

3. I learned perspectives, principles or practices that I expect to apply beyond the course.



How would you rate this course overall?



Instructor Questions for (Elena Pellegrini) - Benchmarks:

Communication/ Clarity of Communication/ Faculty/Student Interaction

1. The instructor was effective in helping students understand difficult concepts, methods, and subject matter.



2. The instructor was available for help outside of class.



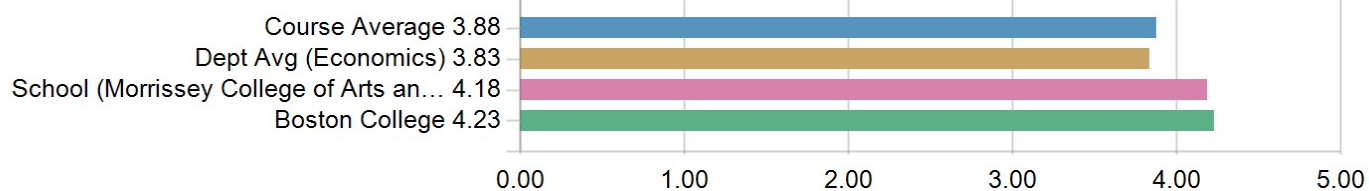
3. The instructor stimulated interest in the subject matter.



4. The instructor motivated me to do my best work.

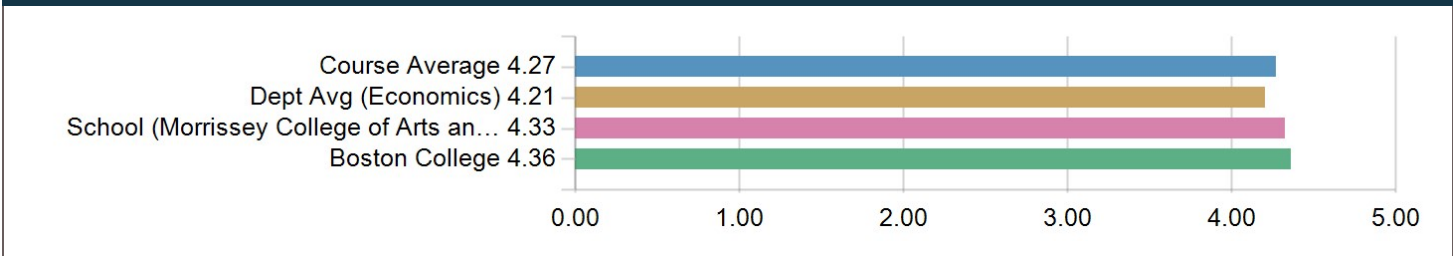


How would you rate this instructor overall as a teacher? - Benchmarks

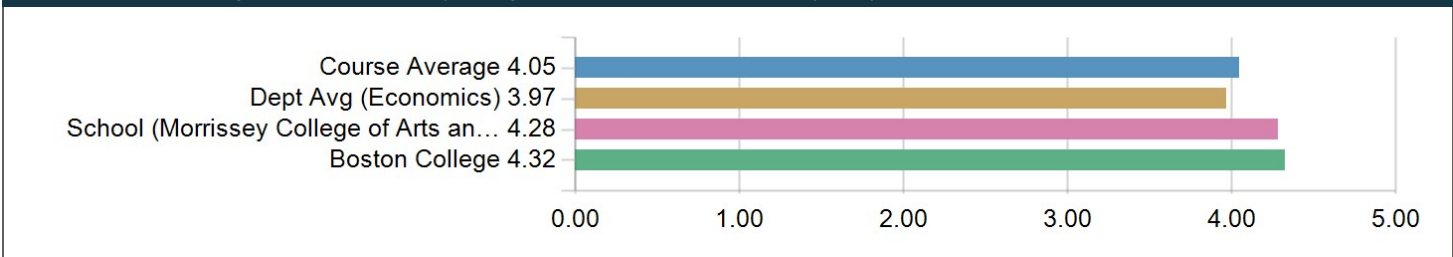


Assignnments and Grading

1. I received timely feedback on my assignments and assessments (tests).



2. I received meaningful feedback on my assignments and assessments (tests).



Responses to Customized Questions for ECON110130_2022FALL_Principles of Economics - Elena Pellegrini