

BOSTON COLLEGE

Spring 2025

ECON115108_2025SPRG_Statistics - Elena Pellegrini - Spring 2025



Created **Thursday, May 15, 2025**

Spring 2025 Course Evaluation Report for ECON115108_2025SPRG_Statistics - Elena Pellegrini

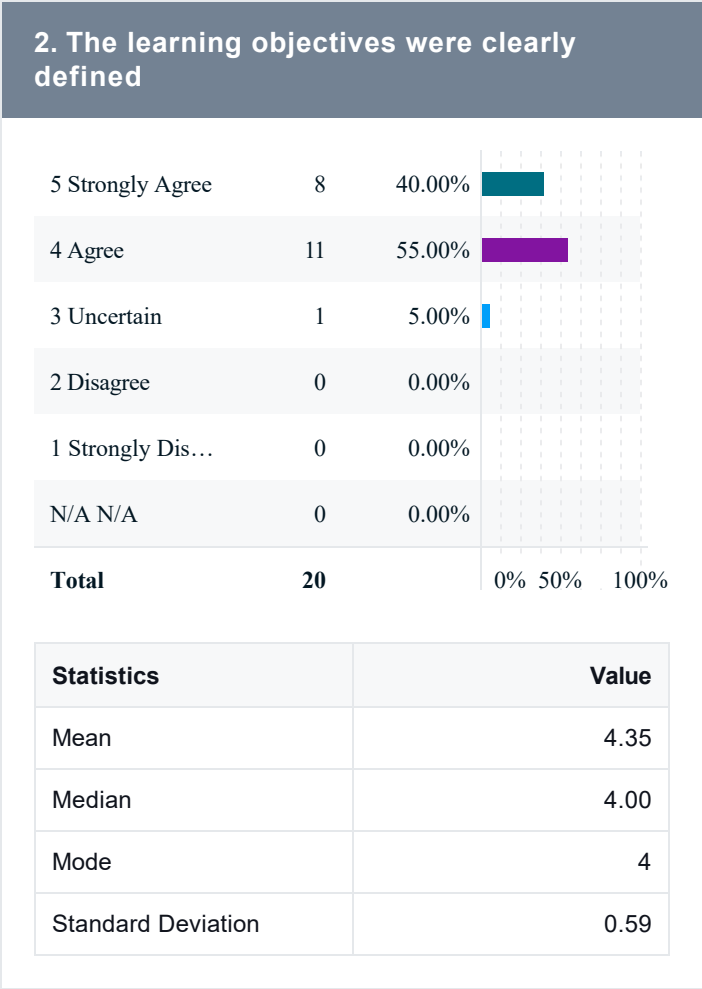
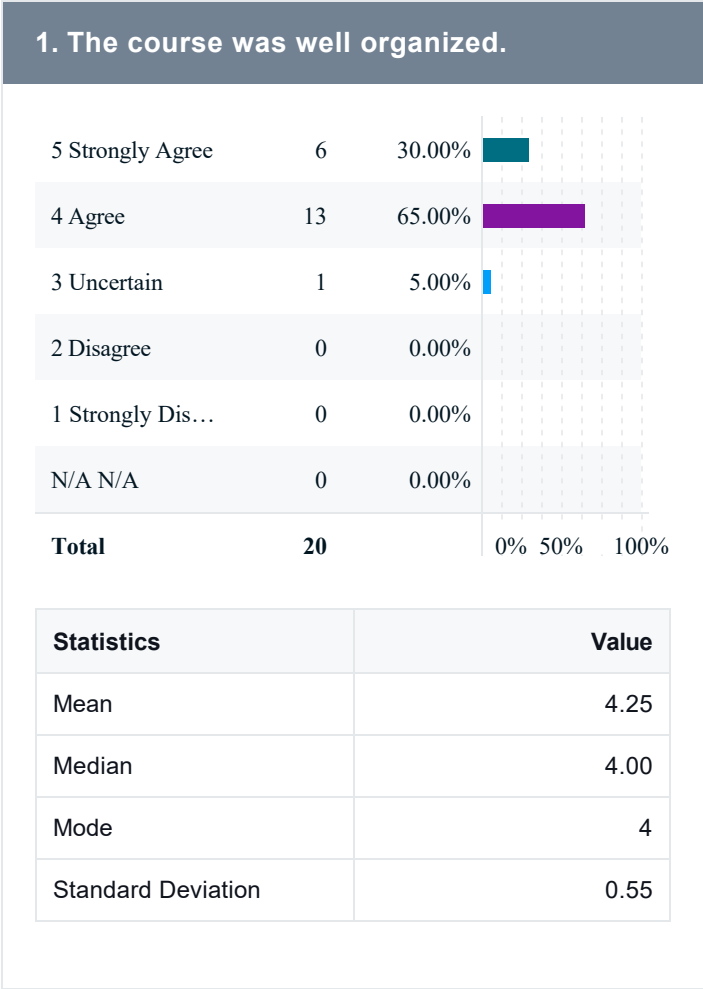
Response Table

Raters	Students
Responded	21
Invited	28
Response Ratio	75%

Course Organization and Planning/ Course Design:

ECON115108_2025SPRG_Statistics

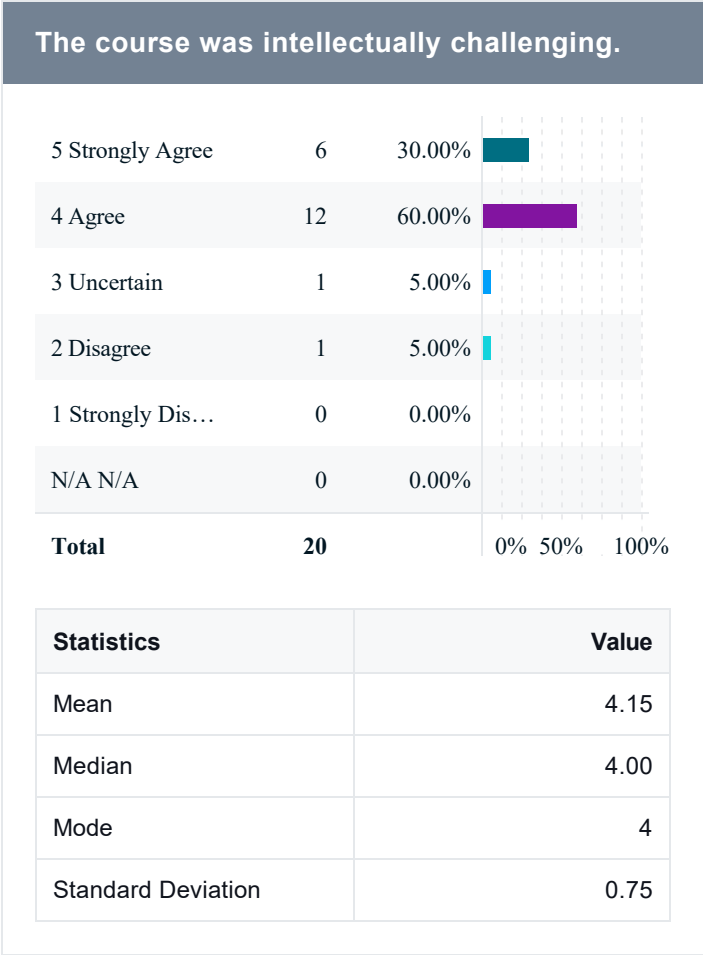
Distribution of Responses



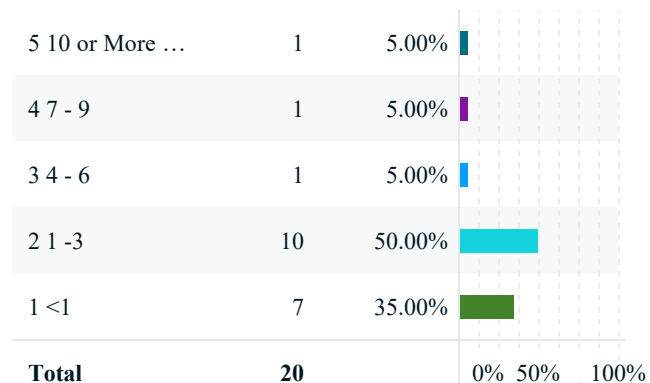
Course Difficulty and Workload:

ECON115108_2025SPRG_Statistics

Distribution of Responses



On average, how many hours per week outside of class do you devote for this course?

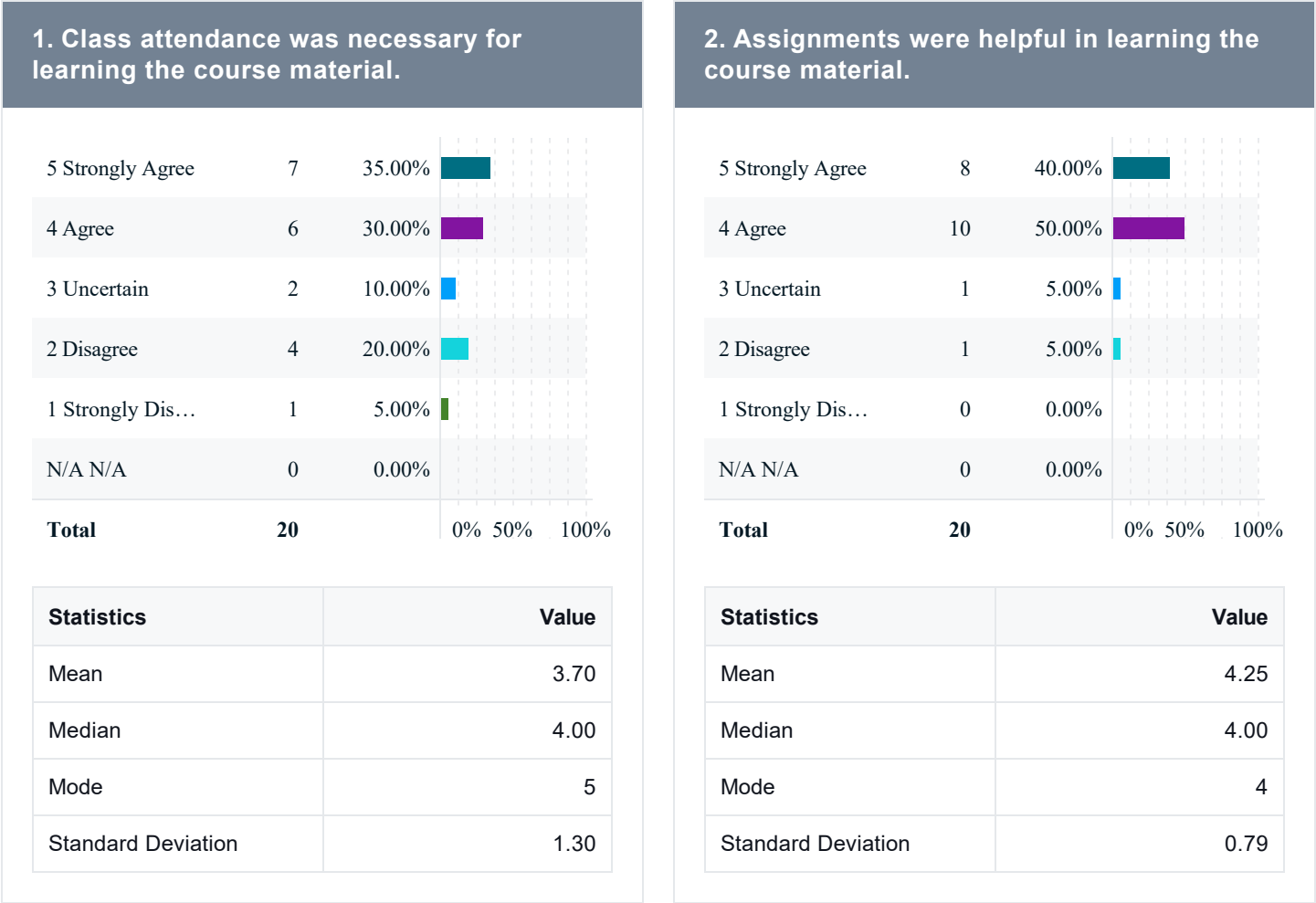


Statistics	Value
Response Count	20
Mean	1.95
Median	2.00
Mode	2
Standard Deviation	1.05

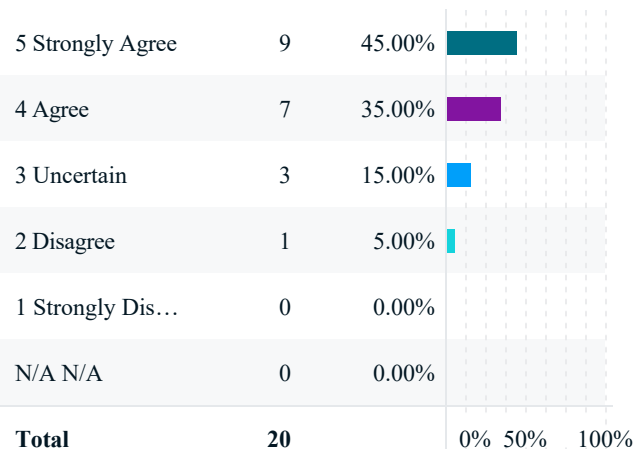
Course Learning Outcomes:

ECON115108_2025SPRG_Statistics

Distribution of Responses

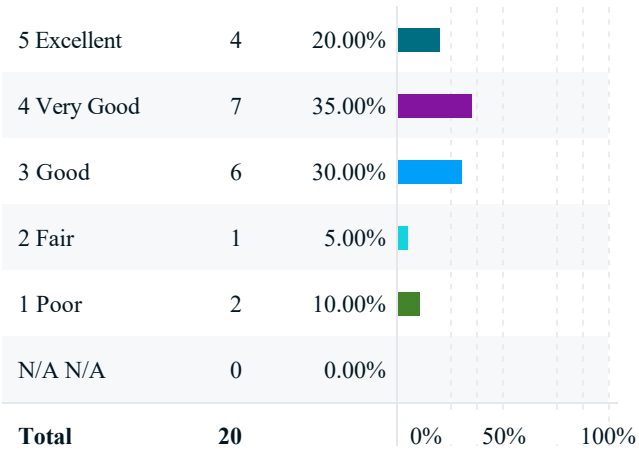


3. I learned perspectives, principles or practices that I expect to apply beyond the course.



Statistics	Value
Mean	4.20
Median	4.00
Mode	5
Standard Deviation	0.89

How would you rate this course overall?



Statistics	Value
Mean	3.50
Median	4.00
Mode	4
Standard Deviation	1.19

Course Specific Open-Ended Responses:

What are the strengths of this course?

Comments
IDK
Challenges you to think well
Learning how to use Stata was something new that I didn't know before and it was useful to see how it works.
Collaborativeness.
This course covered material ahead of the time it would be covered in the normal class which allowed me to have a head start when we covered it in the class and exams.
the resources on canvas were very helpful and clear
was able to learn how to use stata effectively
This course was very straightforward. It was not theory heavy, which allowed us to apply statistics to economics.
Well organized, and clear objectives.
The quizzes were really level with what we were learning.
Very well organized
The resources online were very helpful, and the teacher was very good.

What would have improved your learning in the course?

Comments
Nothing. Was pretty straight forward
More time to focus on the quizzes
There could have been more effort in making the discussion section engaging, as it often felt like we were just reading the commands with little being actually taught to us.
Paying attention to the commands in class, so the quizzes are not harder to do by myself.
The course could have been improved by being a little more organized and concepts being explained better.
nothing
n/a the course was very well designed
Nothing. My learning was well supported in this class.
More practice or engagement during class.
N/A
I think it would have been helpful if there were even more online resources besides do files. It would have been nice to have a document that walked us through some of the commands and such.

Additional Comments:

Comments
None
n/a
N/A

Communication Clarity/ Clarity of Instruction:

Instructor Specific Questions for (Elena Pellegrini)

Distribution of Responses

1. The instructor was effective in helping students understand difficult concepts, methods, and subject matter.

5 Strongly Agree	9	45.00%	<div><div></div></div>
4 Agree	9	45.00%	<div><div></div></div>
3 Uncertain	1	5.00%	<div><div></div></div>
2 Disagree	1	5.00%	<div><div></div></div>
1 Strongly Dis...	0	0.00%	
N/A N/A	0	0.00%	
Total	20		0% 50% 100%

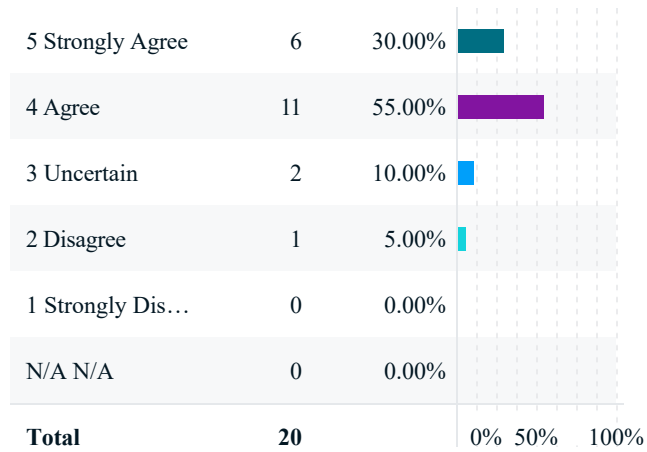
Statistics	Value
Mean	4.30
Median	4.00
Mode	5, 4
Standard Deviation	0.80

2. The instructor was available for help outside of class.

5 Strongly Agree	9	45.00%	<div><div></div></div>
4 Agree	10	50.00%	<div><div></div></div>
3 Uncertain	0	0.00%	
2 Disagree	0	0.00%	
1 Strongly Dis...	0	0.00%	
N/A N/A	1	5.00%	<div><div></div></div>
Total	20		0% 50% 100%

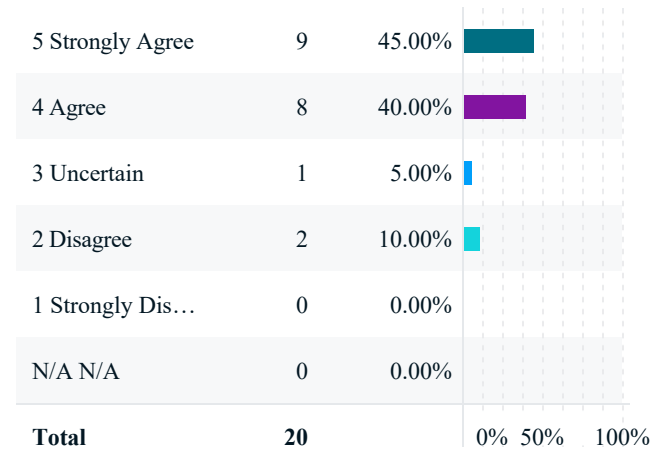
Statistics	Value
Mean	4.47
Median	4.00
Mode	4
Standard Deviation	0.51

3. The instructor stimulated interest in the subject matter.



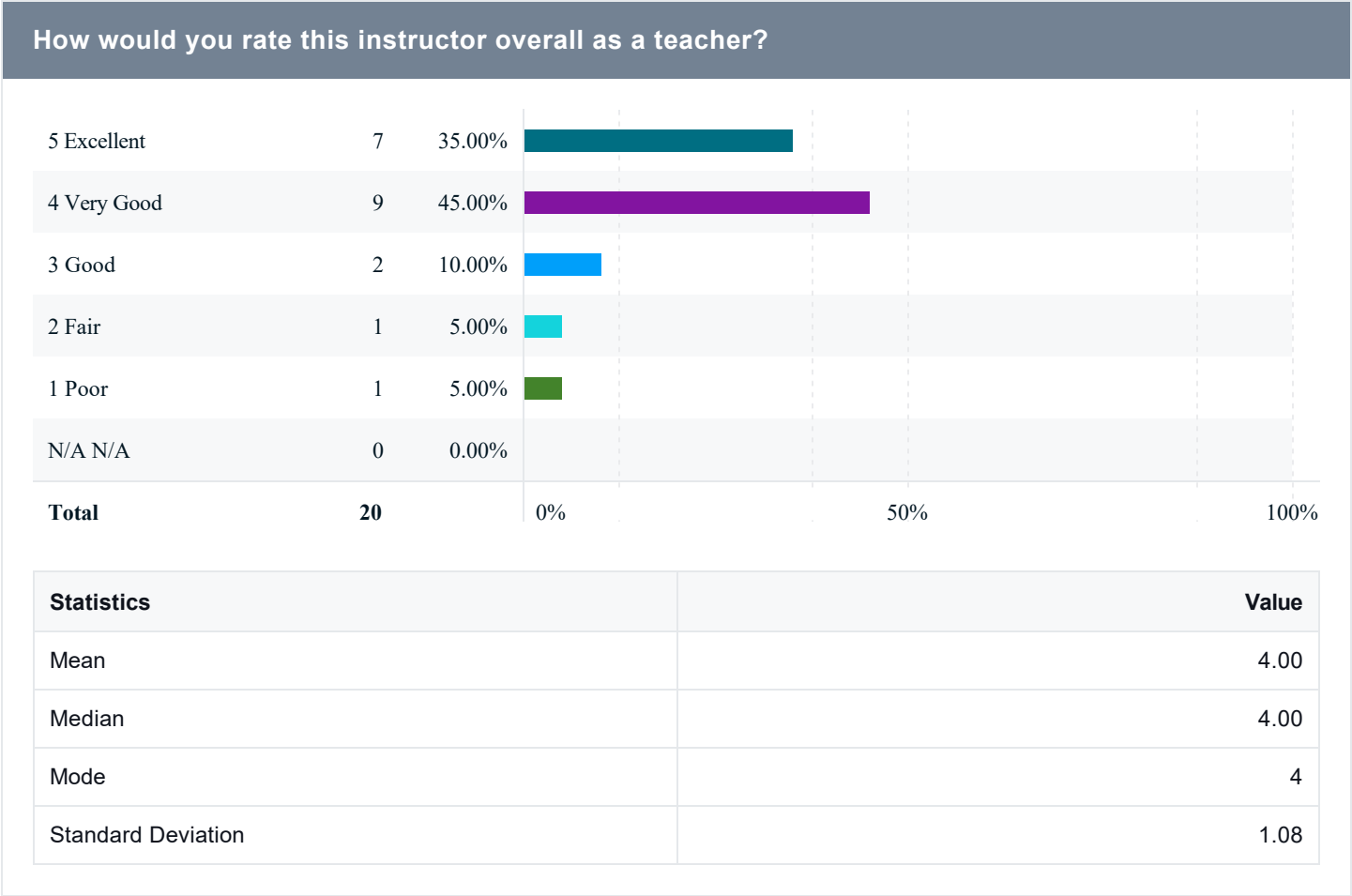
Statistics	Value
Mean	4.10
Median	4.00
Mode	4
Standard Deviation	0.79

4. The instructor motivated me to do my best work.



Statistics	Value
Mean	4.20
Median	4.00
Mode	5
Standard Deviation	0.95

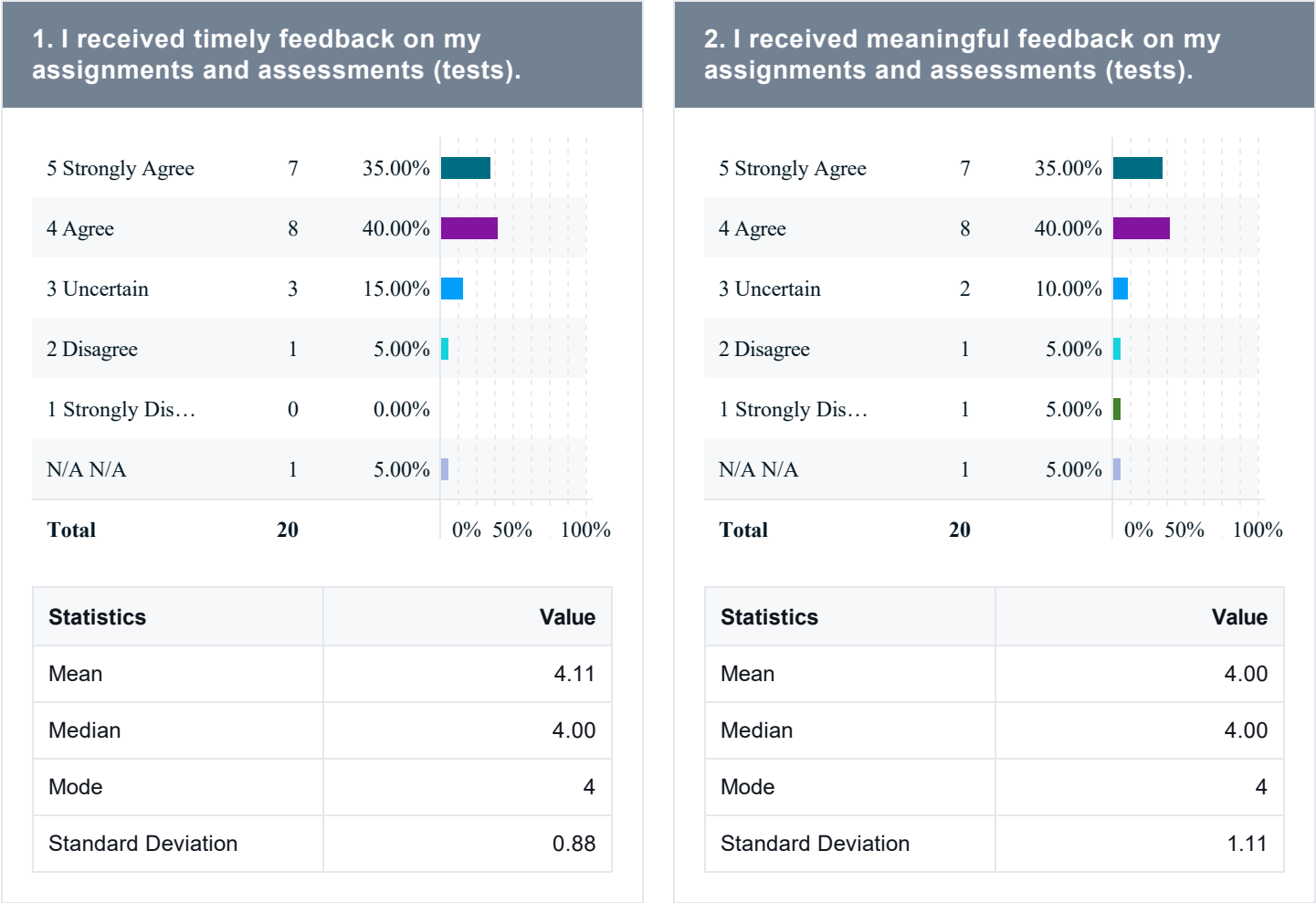
How would you rate this instructor overall as a teacher?



Assignments and Grading:

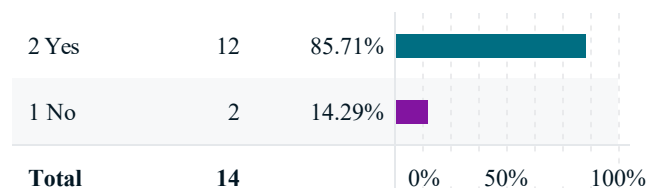
Instructor Specific Questions for (Elena Pellegrini)

Distribution of Responses



Did you find the required course materials (e.g., textbook(s), coursepack(s), online resources, etc.) helpful in your learning the subject matter? YES/NO.

Did you find the required course materials (e.g., textbook(s), coursepack(s), online resources, etc.) helpful in your learning the subject matter? YES/NO.



Statistics	Value
Invited Count	28
Response Count	14
Mean	1.86
Median	2.00
Mode	2

Did you find the required course materials (e.g., textbook(s), coursepack(s), online resources, etc.) helpful in your learning the subject matter? YES/NO. (Comments)

Comment
- N/A
- There wasn't much course material apart from our laptops
- STATA helped me see the economic stats principles better
- N/A
- she explained clearly how to set up stata software
- The quizzes were incredibly useful
- The do files that recapped each lecture were very helpful.
- We used everything we were asked to obtain.
- Yes STATA was necessary to learn how to use the software.
- Do files helped.

Instructor Specific Open-Ended Responses:

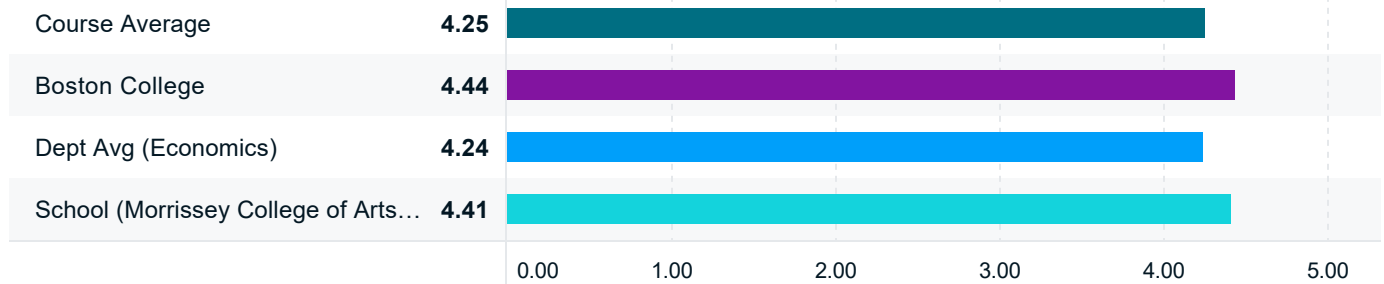
Did the instructor treat all students with respect, and cultivate an open and welcoming environment in class? How or how not?

Comments
Yes.
Yes, she was open to help everyone understand the material and was open to answer many questions we had
Yes
Yes, she was very fair and timely with giving us feedback and assisting us.
yes she was very kind hearted and patient
Absolutely
Yes, she was very understanding with Stata technical difficulties and helped us all.
Yes, very much so.
Yes! She was super sweet. I liked having a female prof in such a male dominated field, and she made me feel super knowledgeable and motivated.
Yes Professor Perellegrini was very kind and welcoming.
Yes, Elena is very kind and helpful. She always asked if we had any questions and was always willing to help.

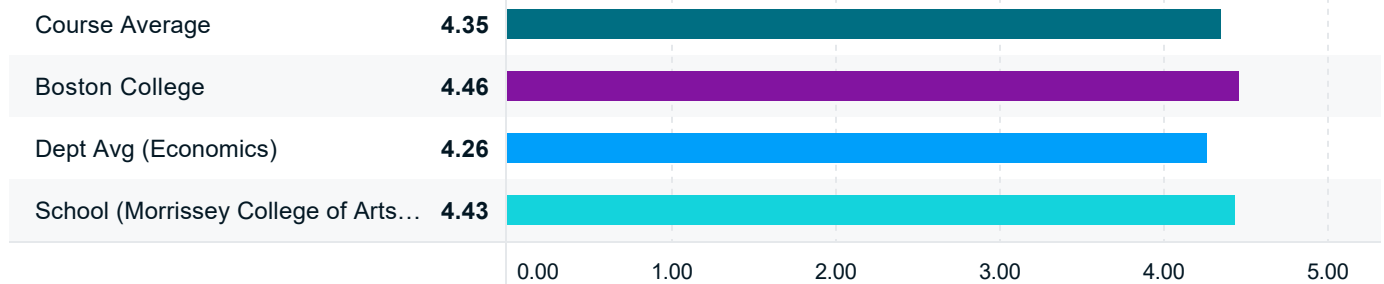
Course Questions for (ECON115108_2025SPRG_Statistics) - Benchmarks:

Course Organization and Planning/ Course Design:

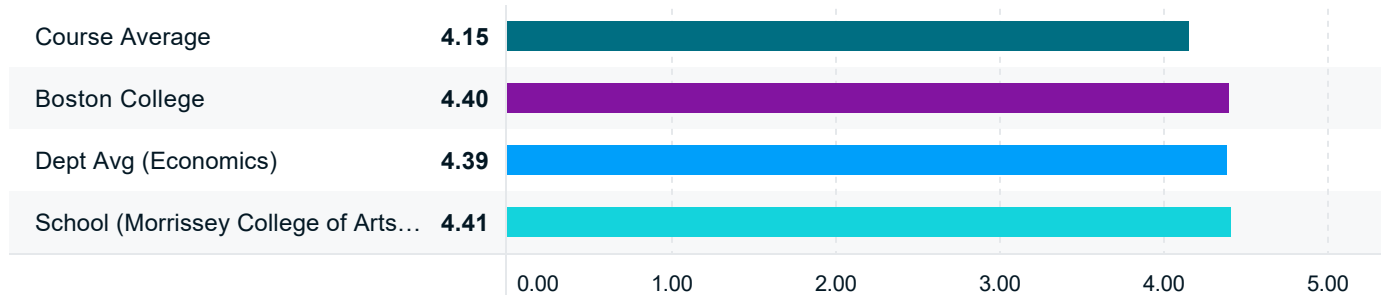
1. The course was well organized.



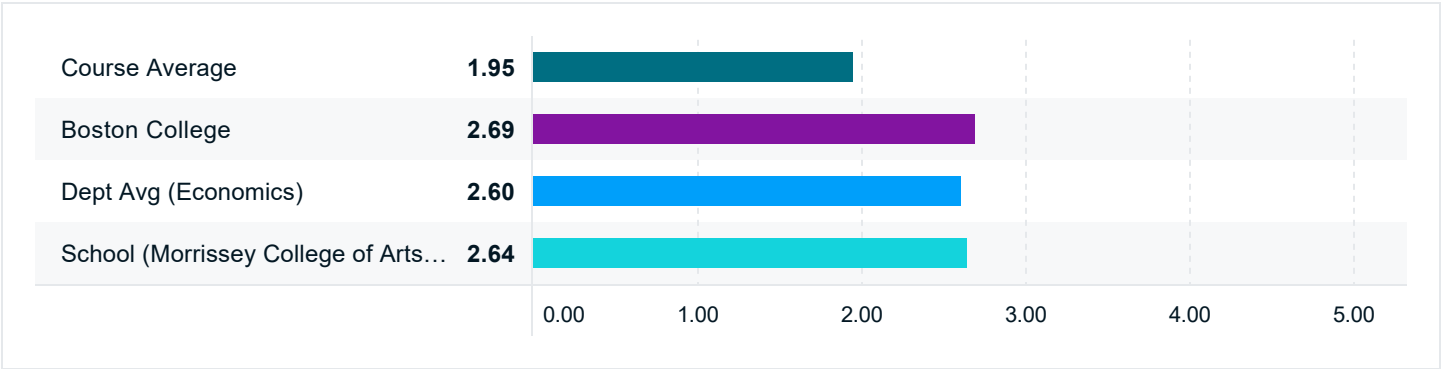
2. The learning objectives were clearly defined



The course was intellectually challenging.

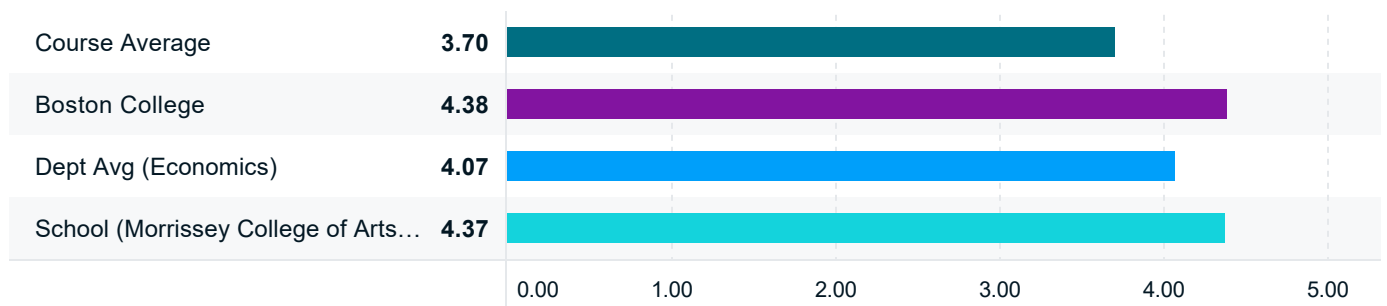


On average, how many hours per week outside of class do you devote for this course?

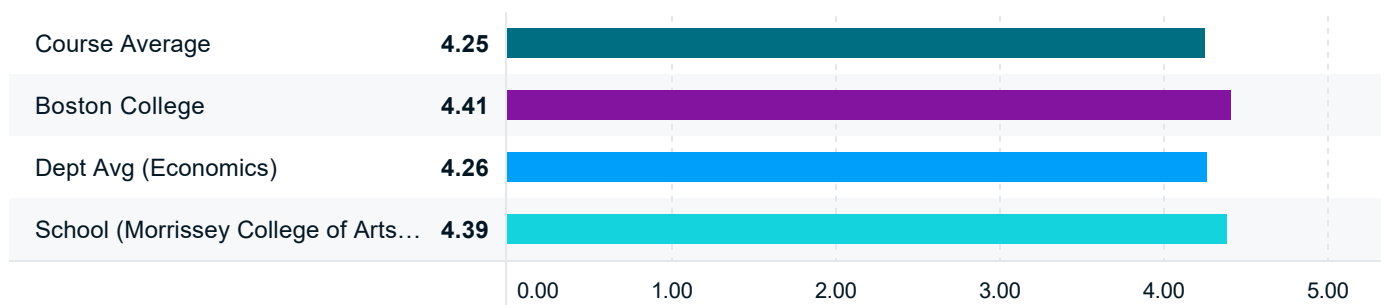


Course Learning Outcomes

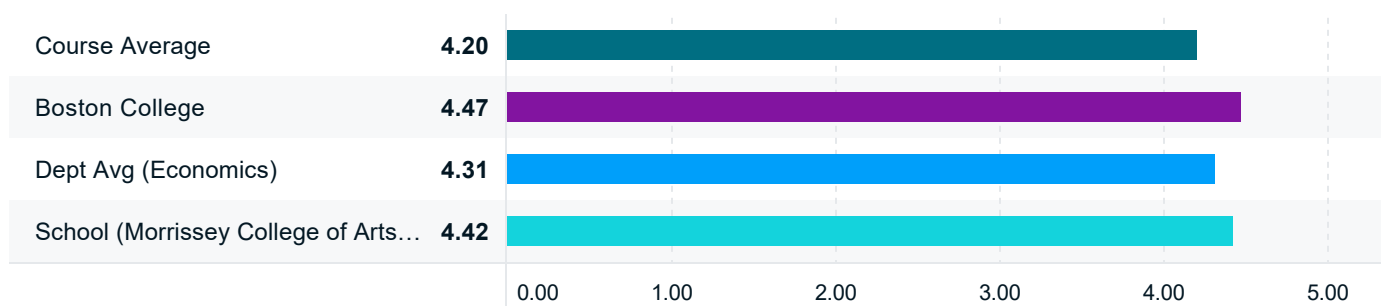
1. Class attendance was necessary for learning the course material.



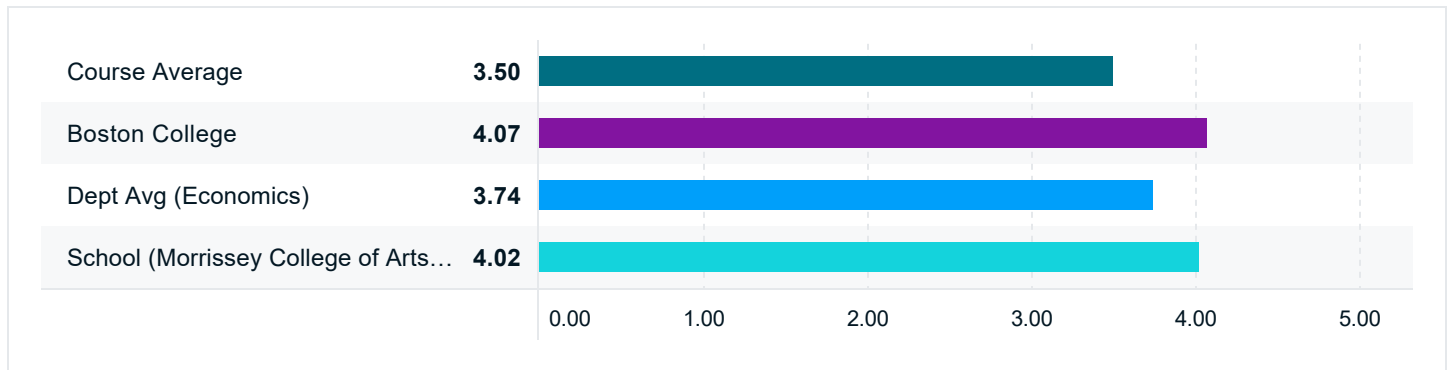
2. Assignments were helpful in learning the course material.



3. I learned perspectives, principles or practices that I expect to apply beyond the course.

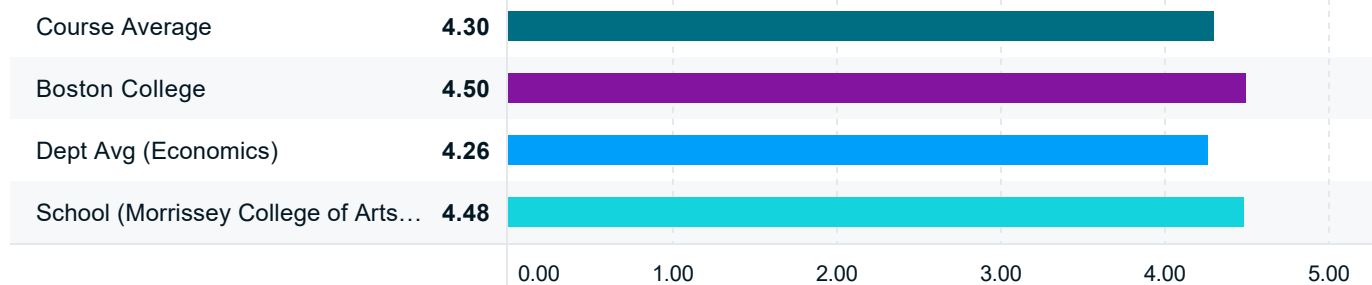
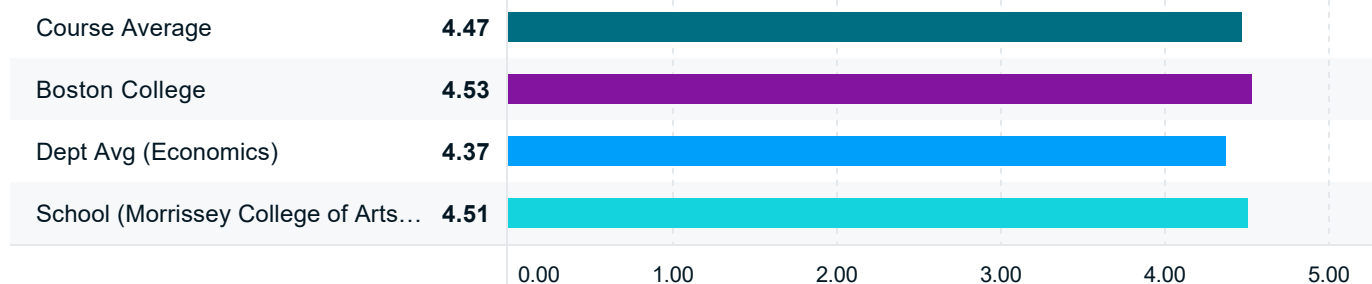
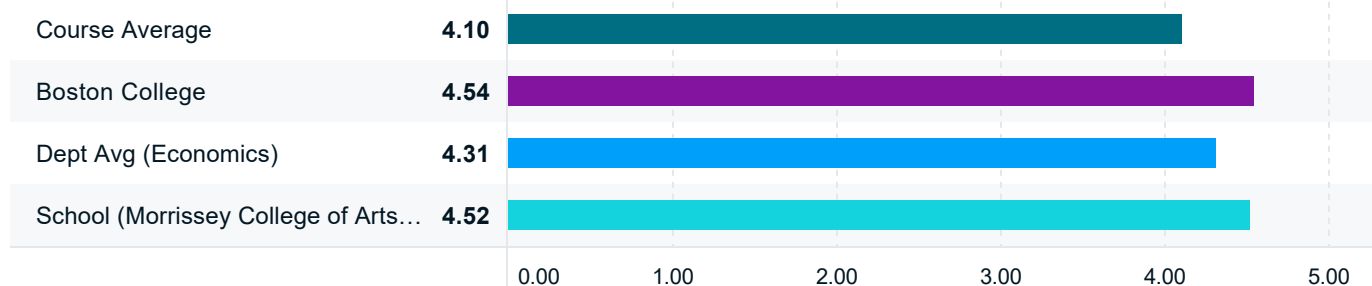


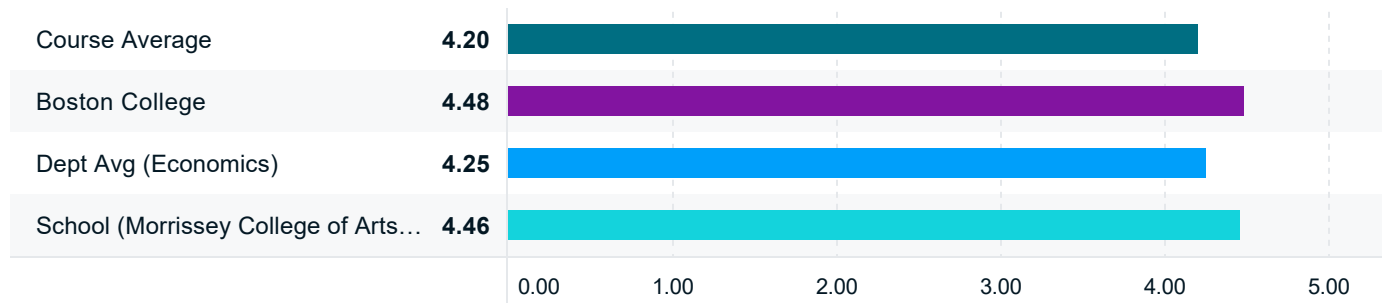
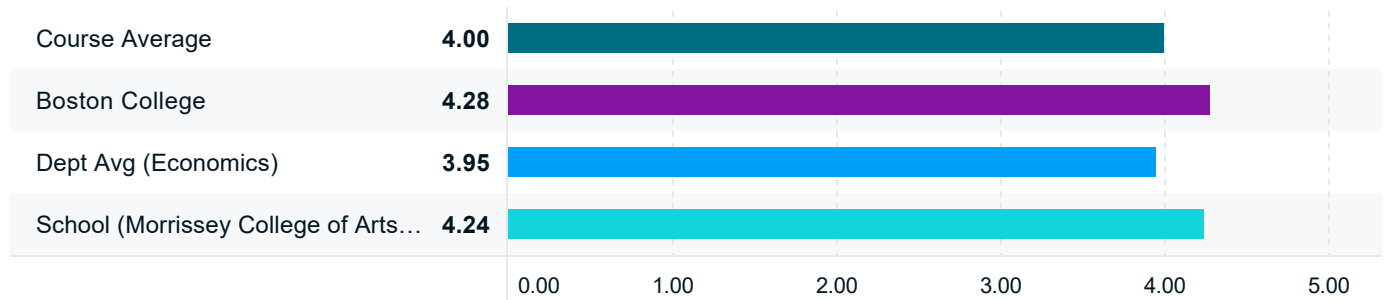
How would you rate this course overall?



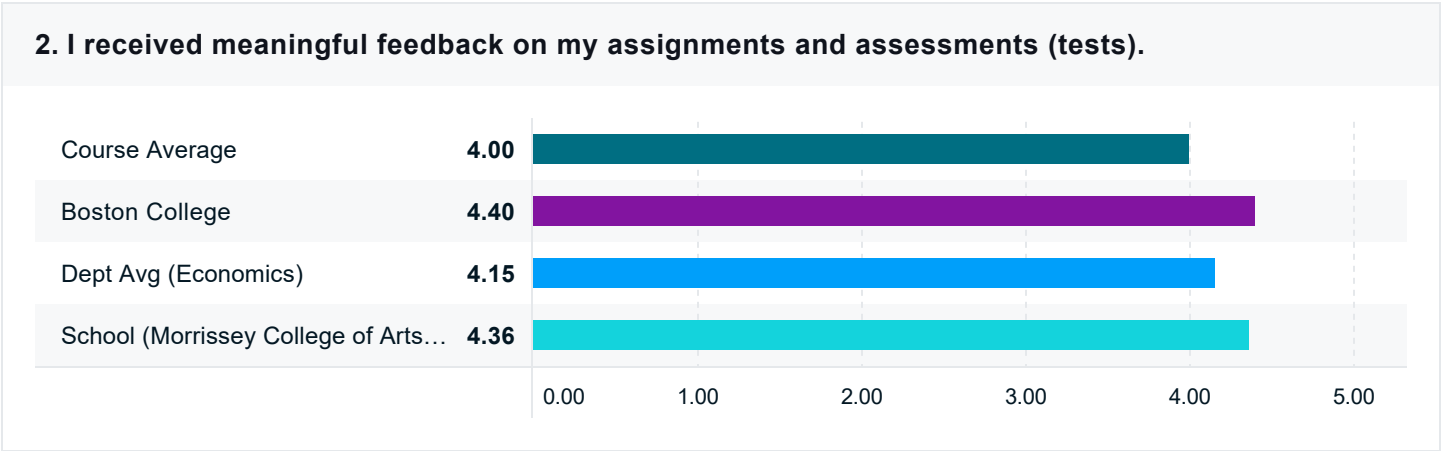
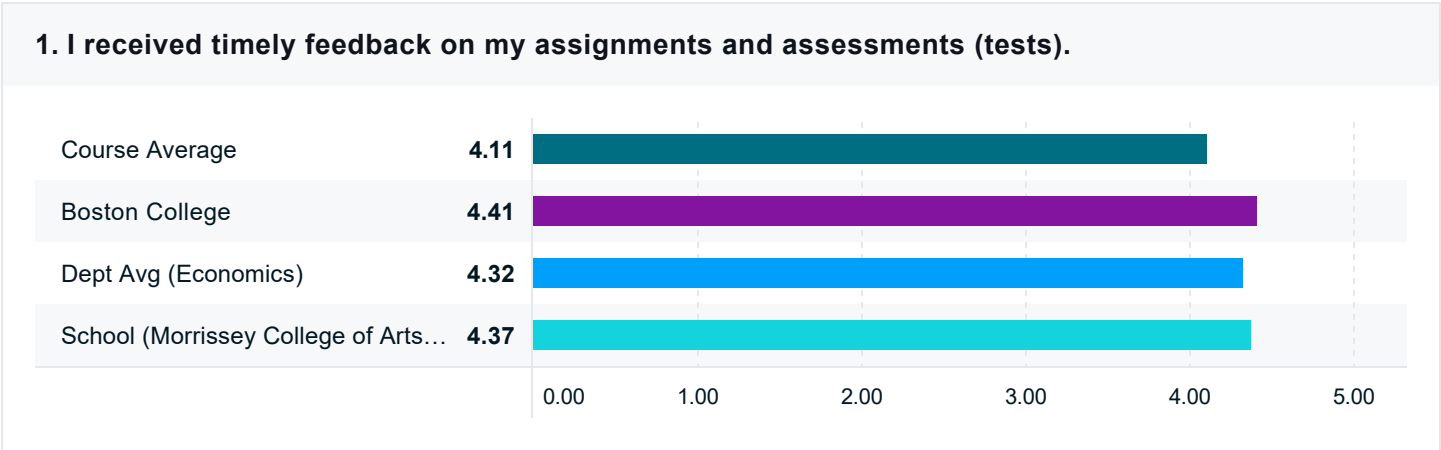
Instructor Questions for (Elena Pellegrini) - Benchmarks:

Communication/ Clarity of Communication/ Faculty/Student Interaction

1. The instructor was effective in helping students understand difficult concepts, methods, and subject matter.**2. The instructor was available for help outside of class.****3. The instructor stimulated interest in the subject matter.**

4. The instructor motivated me to do my best work.**How would you rate this instructor overall as a teacher? - Benchmarks**

Assignnments and Grading



Responses to Customized Questions for
ECON115108_2025SPRG_Statistics - Elena Pellegrini