

BOSTON COLLEGE

Spring 2025

ECON115111_2025SPRG_Statistics - Elena Pellegrini - Spring 2025



Created **Thursday, May 15, 2025**

Spring 2025 Course Evaluation Report for ECON115111_2025SPRG_Statistics - Elena Pellegrini

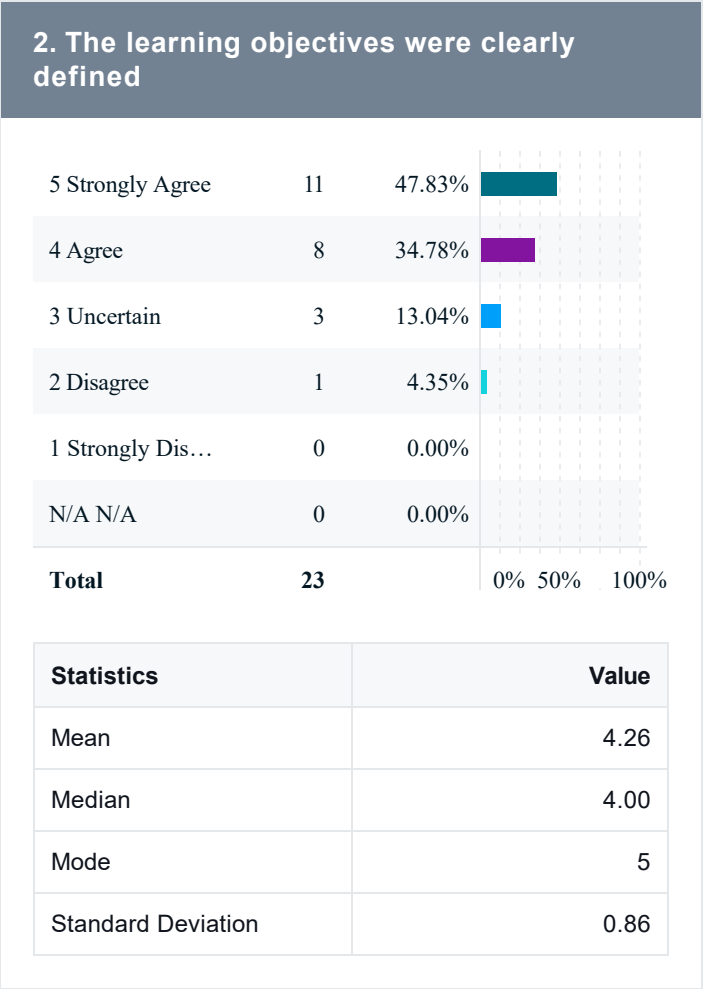
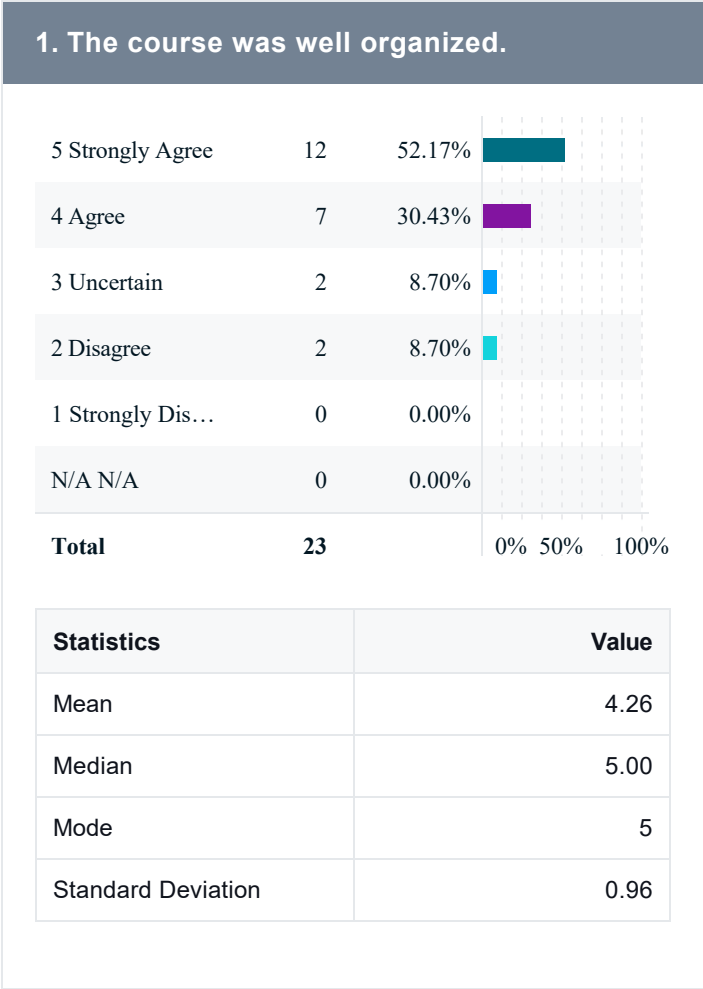
Response Table

Raters	Students
Responded	26
Invited	33
Response Ratio	78.79%

Course Organization and Planning/ Course Design:

ECON115111_2025SPRG_Statistics

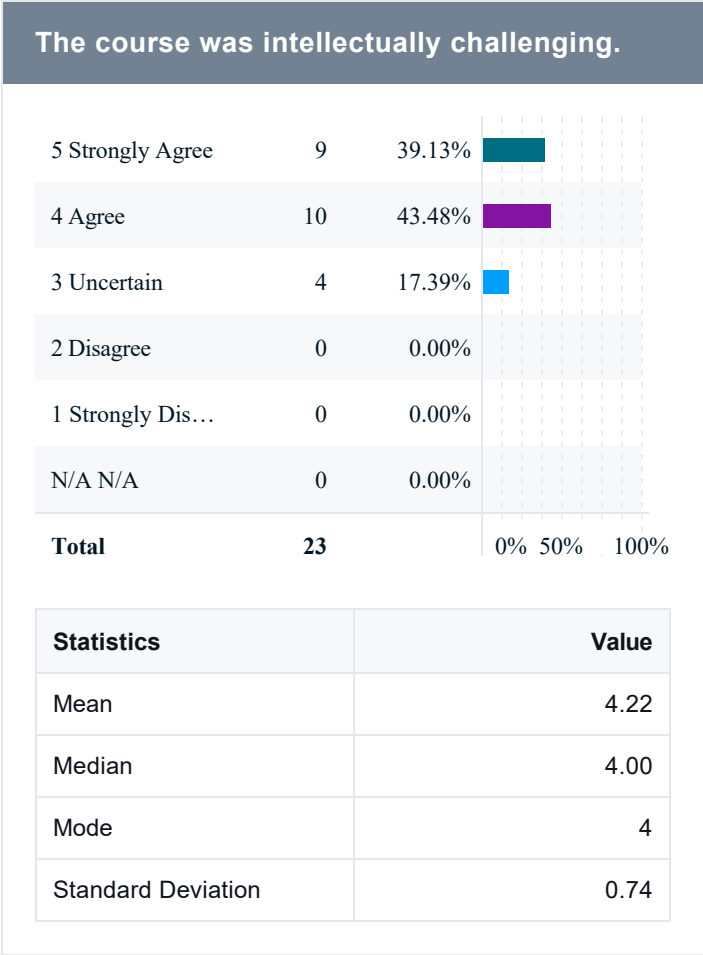
Distribution of Responses



Course Difficulty and Workload:

ECON115111_2025SPRG_Statistics

Distribution of Responses



On average, how many hours per week outside of class do you devote for this course?

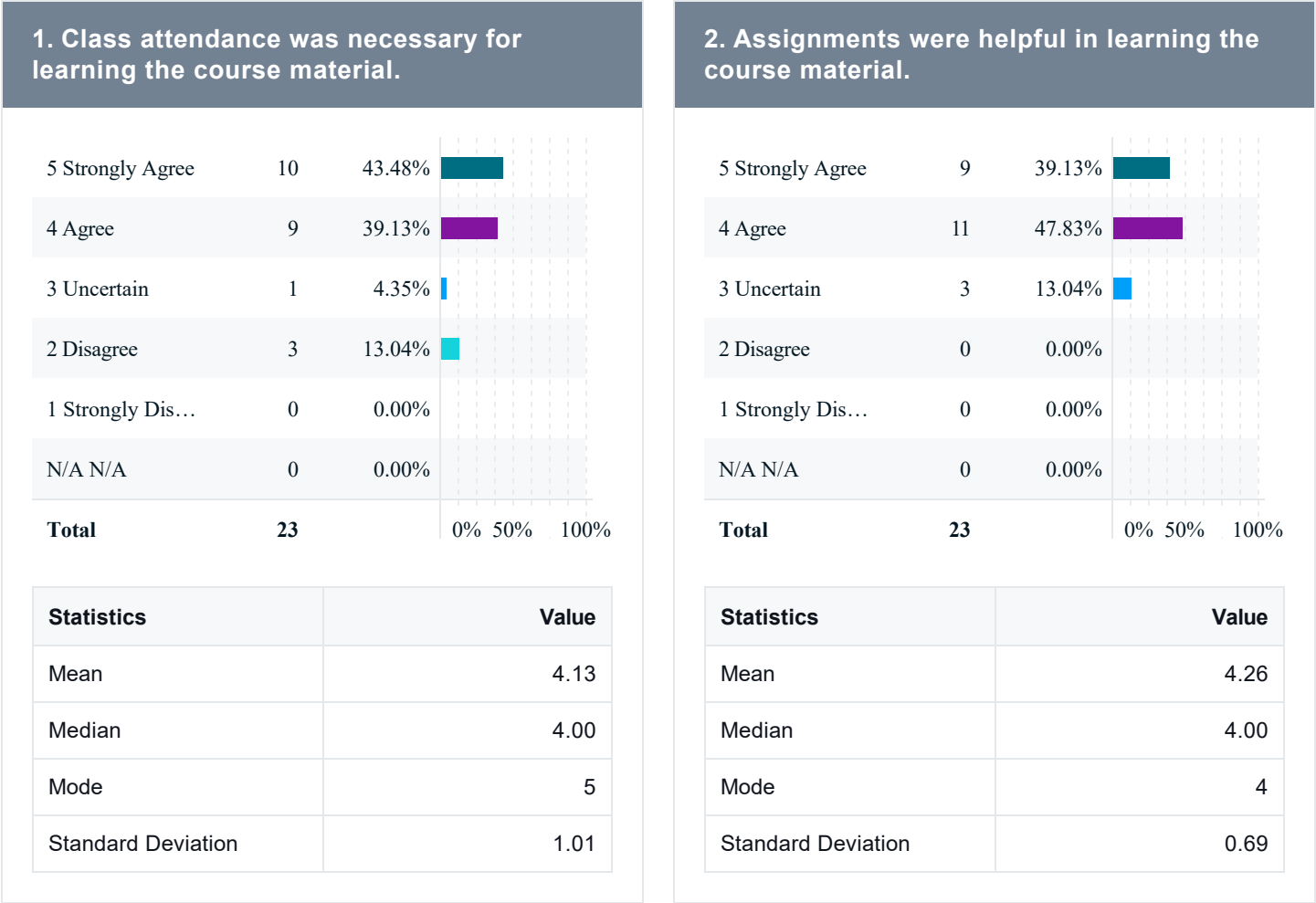
5 10 or More ...	0	0.00%	
4 7 - 9	1	4.35%	
3 4 - 6	3	13.04%	
2 1 - 3	13	56.52%	
1 <1	6	26.09%	
Total	23		0% 50% 100%

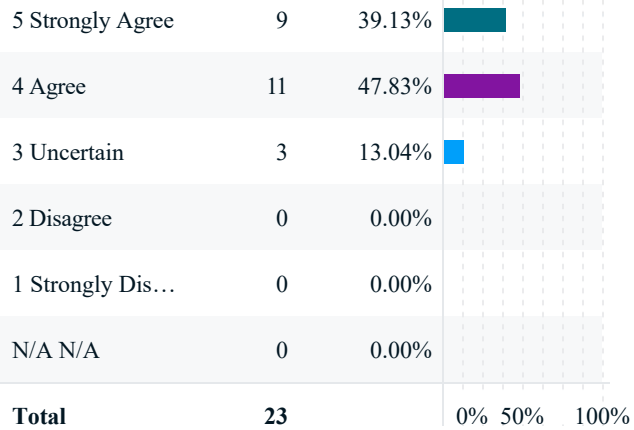
Statistics	Value
Response Count	23
Mean	1.96
Median	2.00
Mode	2
Standard Deviation	0.77

Course Learning Outcomes:

ECON115111_2025SPRG_Statistics

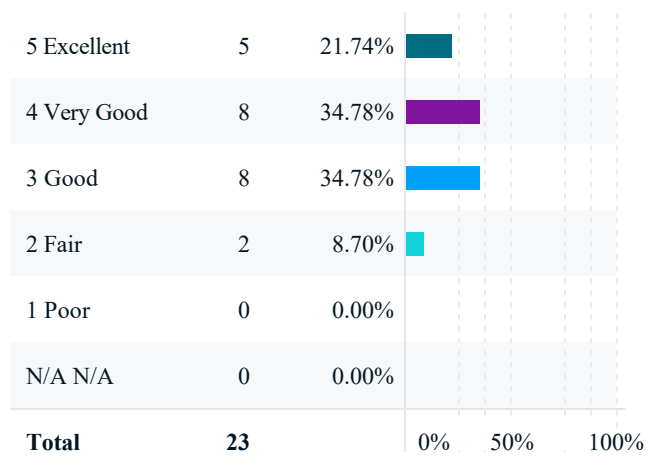
Distribution of Responses



3. I learned perspectives, principles or practices that I expect to apply beyond the course.

Statistics	Value
Mean	4.26
Median	4.00
Mode	4
Standard Deviation	0.69

How would you rate this course overall?



Statistics	Value
Mean	3.70
Median	4.00
Mode	4, 3
Standard Deviation	0.93

Course Specific Open-Ended Responses:

What are the strengths of this course?

Comments
The class was not demanding, which makes sense since it is only a lab.
It was entertaining to learn how to use Stata and I thought it applied to the main course well.
Good instructor
Good at teaching the software of Stata
Classes and post class content
Stata helped me apply my understanding of statistics to my own projects.
Well-structured, quizzes every class.
Gives a very good, well-rounded introduction to Stata programming.
It gives students computer skills they will not learn elsewhere and can add to a resume to stand out.
organized
The course was very organized and everything I needed to know for the quizzes was clearly explained to me in class.

What would have improved your learning in the course?

Comments
Reduce the page numbers for the final research paper. The results and analysis and much else can be summed up a lot quicker.
More organization in class structure
Stata
Lectures were often unclear and it felt like sometimes you did not need to attend class to fill the requirements.
More time
Nothing.
Nothing
Some tasks, like the Problem Sets and Research paper, felt overly long and drawn-out for a 1-credit course. The assignments themselves were incredibly detailed and took many hours to complete, and they didn't feel fully beneficial for learning the material. Specifically, I think the research paper was too long, and could have been more effective if it was a shorter response focused more on the Statistics concepts, rather than the english writing.
I felt like attendance was not necessary since the TA did not add any other explanation besides what was already written in the lecture file we had access to on canvas.
n/a
Something that could have improved my learning was having a better way to communicate with partners for the projects/papers. It was difficult to get in contact with them and have a partner help us with the work.

Additional Comments:

Comments
N/A
n/a

Communication Clarity/ Clarity of Instruction:

Instructor Specific Questions for (Elena Pellegrini)

Distribution of Responses

1. The instructor was effective in helping students understand difficult concepts, methods, and subject matter.

5 Strongly Agree	10	43.48%	<div><div></div></div>
4 Agree	10	43.48%	<div><div></div></div>
3 Uncertain	3	13.04%	<div><div></div></div>
2 Disagree	0	0.00%	<div><div></div></div>
1 Strongly Dis...	0	0.00%	<div><div></div></div>
N/A N/A	0	0.00%	<div><div></div></div>
Total	23		0% 50% 100%

Statistics	Value
Mean	4.30
Median	4.00
Mode	5, 4
Standard Deviation	0.70

2. The instructor was available for help outside of class.

5 Strongly Agree	11	47.83%	<div><div></div></div>
4 Agree	11	47.83%	<div><div></div></div>
3 Uncertain	1	4.35%	<div><div></div></div>
2 Disagree	0	0.00%	<div><div></div></div>
1 Strongly Dis...	0	0.00%	<div><div></div></div>
N/A N/A	0	0.00%	<div><div></div></div>
Total	23		0% 50% 100%

Statistics	Value
Mean	4.43
Median	4.00
Mode	5, 4
Standard Deviation	0.59

3. The instructor stimulated interest in the subject matter.

5 Strongly Agree	8	34.78%	<div><div></div></div>
4 Agree	10	43.48%	<div><div></div></div>
3 Uncertain	5	21.74%	<div><div></div></div>
2 Disagree	0	0.00%	<div><div></div></div>
1 Strongly Dis...	0	0.00%	<div><div></div></div>
N/A N/A	0	0.00%	<div><div></div></div>
Total	23		0% 50% 100%

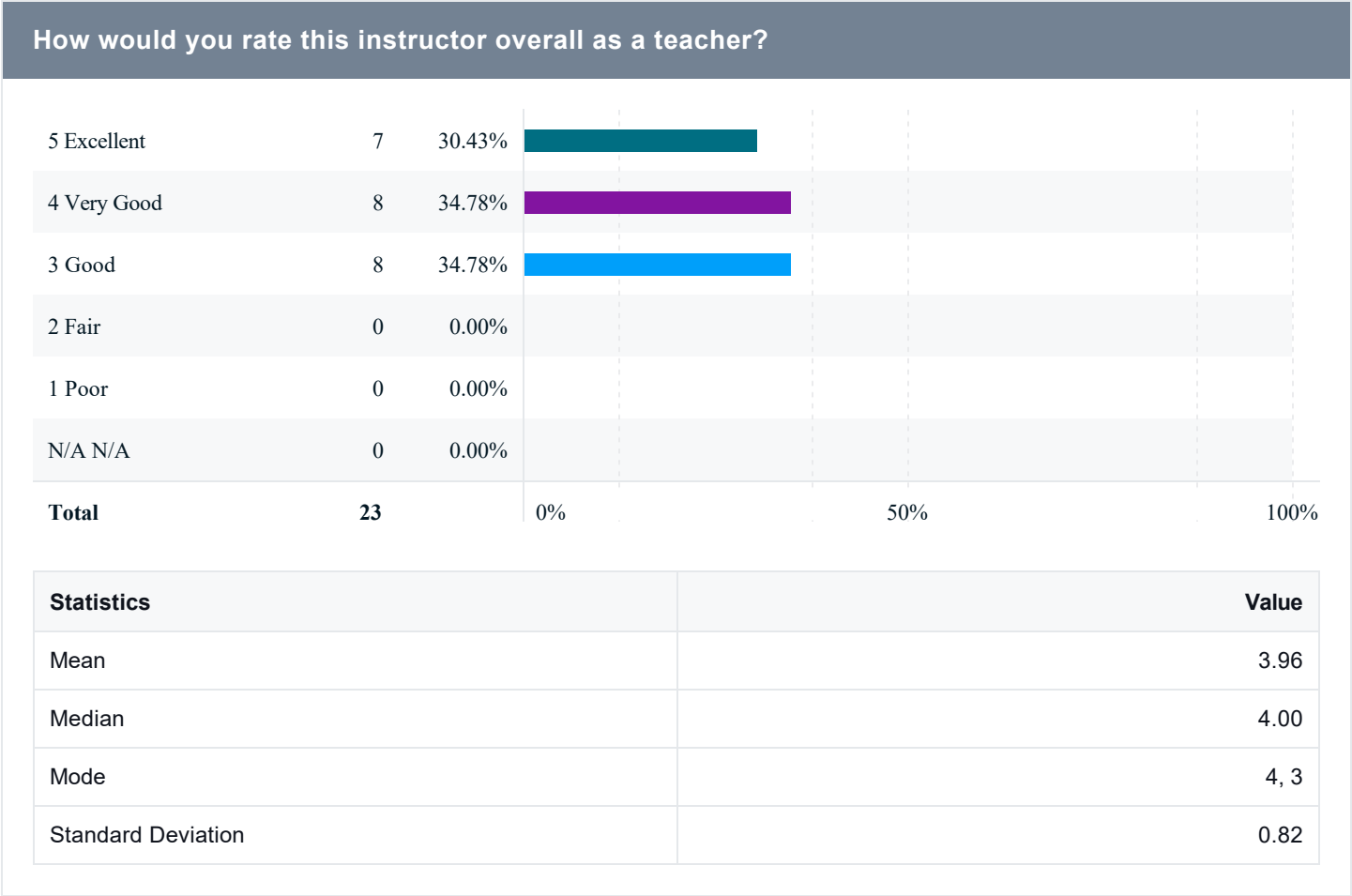
Statistics	Value
Mean	4.13
Median	4.00
Mode	4
Standard Deviation	0.76

4. The instructor motivated me to do my best work.

5 Strongly Agree	10	43.48%	<div><div></div></div>
4 Agree	9	39.13%	<div><div></div></div>
3 Uncertain	4	17.39%	<div><div></div></div>
2 Disagree	0	0.00%	<div><div></div></div>
1 Strongly Dis...	0	0.00%	<div><div></div></div>
N/A N/A	0	0.00%	<div><div></div></div>
Total	23		0% 50% 100%

Statistics	Value
Mean	4.26
Median	4.00
Mode	5
Standard Deviation	0.75

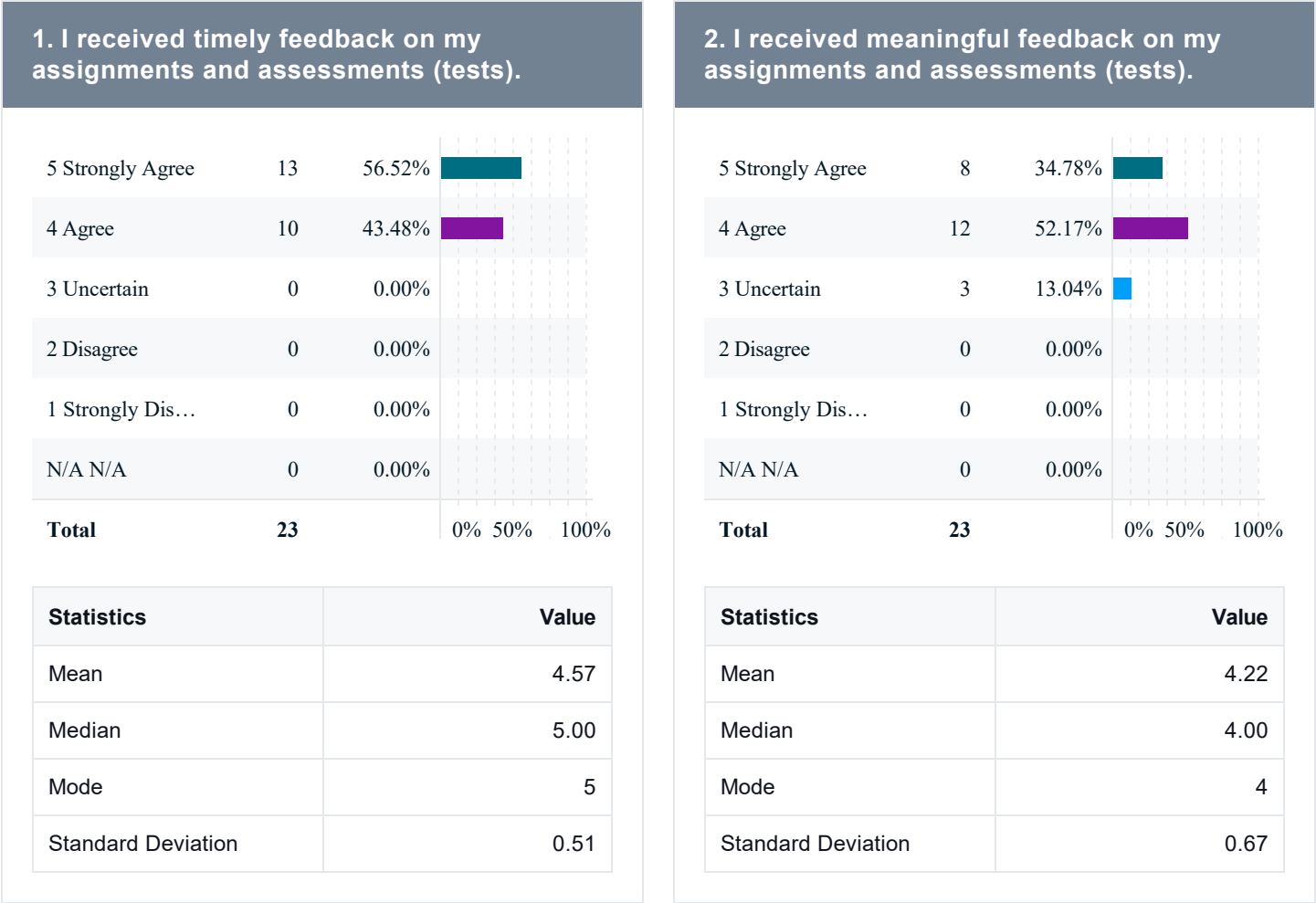
How would you rate this instructor overall as a teacher?



Assignments and Grading:

Instructor Specific Questions for (Elena Pellegrini)

Distribution of Responses



Did you find the required course materials (e.g., textbook(s), coursepack(s), online resources, etc.) helpful in your learning the subject matter? YES/NO.

Did you find the required course materials (e.g., textbook(s), coursepack(s), online resources, etc.) helpful in your learning the subject matter? YES/NO.

2 Yes	13	86.67%	<div><div></div></div>
1 No	2	13.33%	<div><div></div></div>
Total	15		0% 50% 100%

Statistics	Value
Invited Count	33
Response Count	15
Mean	1.87
Median	2.00
Mode	2

Did you find the required course materials (e.g., textbook(s), coursepack(s), online resources, etc.) helpful in your learning the subject matter? YES/NO. (Comments)

Comment
- No required materials.
- Solid textbook
- We needed stata to complete the quizzes
- Yes, Stata was very effective in learning coding and other essential Economics Statistics programs.
- Her lectures were very useful.
- Yes, Stata was required for this course.

Instructor Specific Open-Ended Responses:

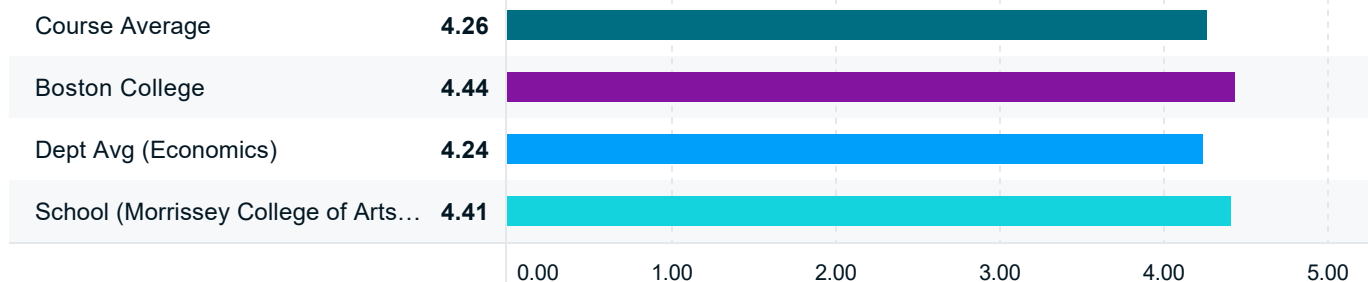
Did the instructor treat all students with respect, and cultivate an open and welcoming environment in class? How or how not?

Comments
Yes, Elena was the best!
Yes!
Yes, Professor Pellegrini was always nice and answered questions
Yes, included everyone
Yes.
Yes, very open to questions and is very nice.
Yes.
Yes, she was very welcoming and approachable.
Yes, she was very nice.
Yes, Elena was very kind and always willing to help students and encouraged questions to be asked.
Yes, the class was great.

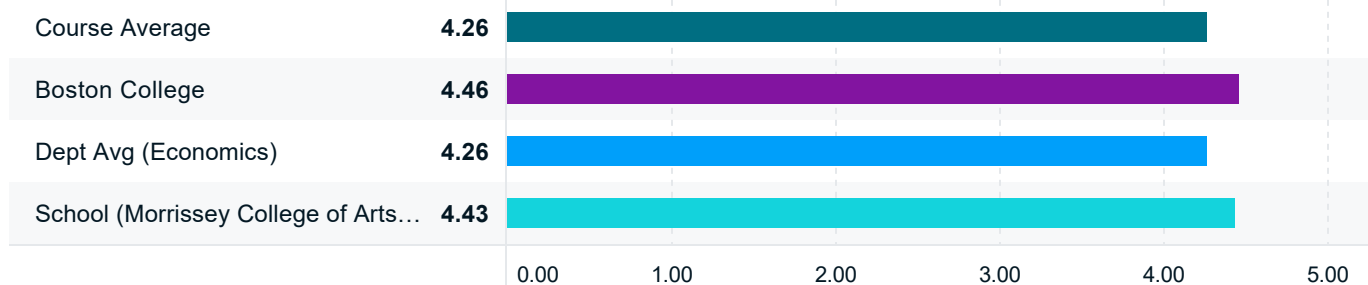
Course Questions for (ECON115111_2025SPRG_Statistics) - Benchmarks:

Course Organization and Planning/ Course Design:

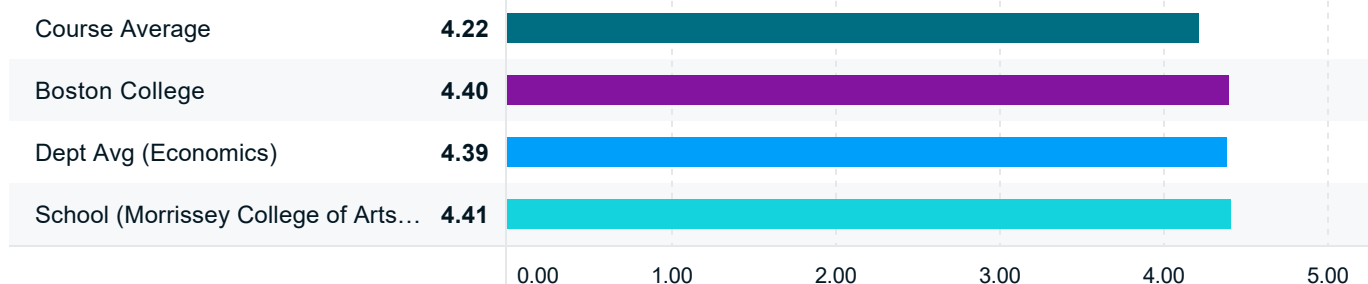
1. The course was well organized.



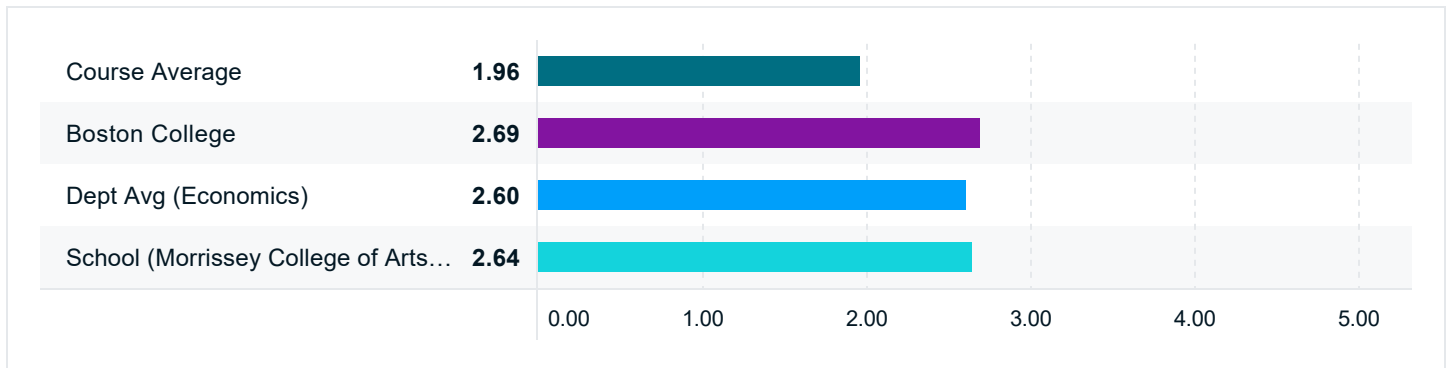
2. The learning objectives were clearly defined



The course was intellectually challenging.

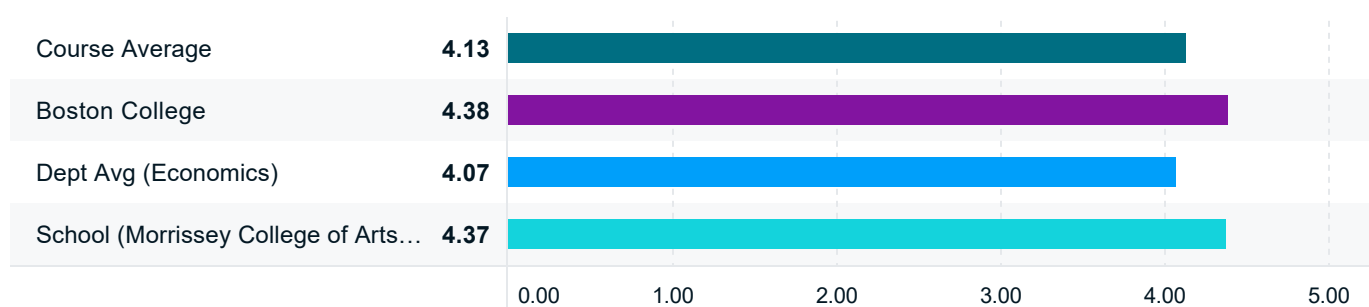


On average, how many hours per week outside of class do you devote for this course?

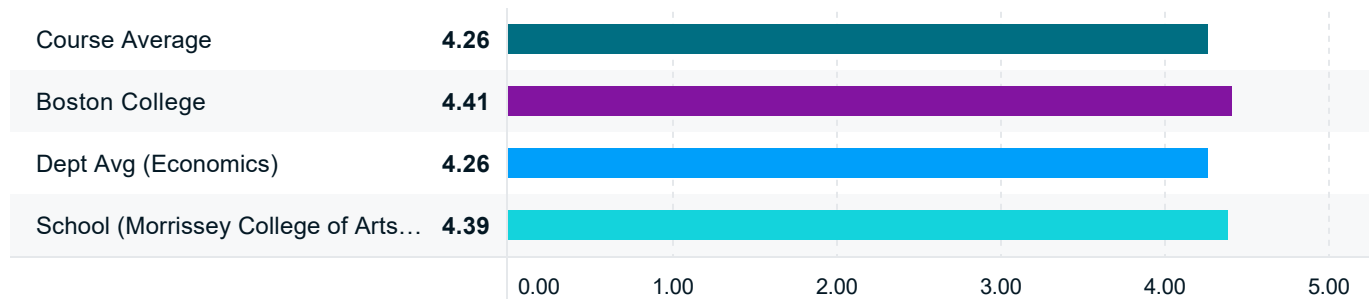


Course Learning Outcomes

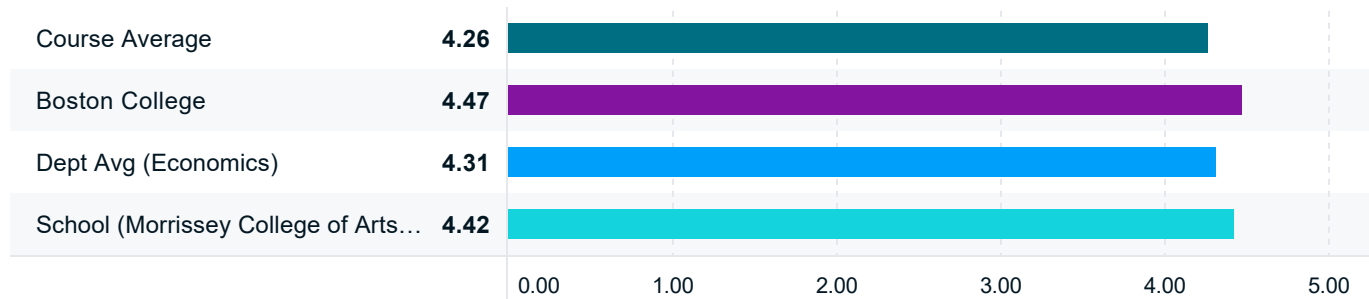
1. Class attendance was necessary for learning the course material.



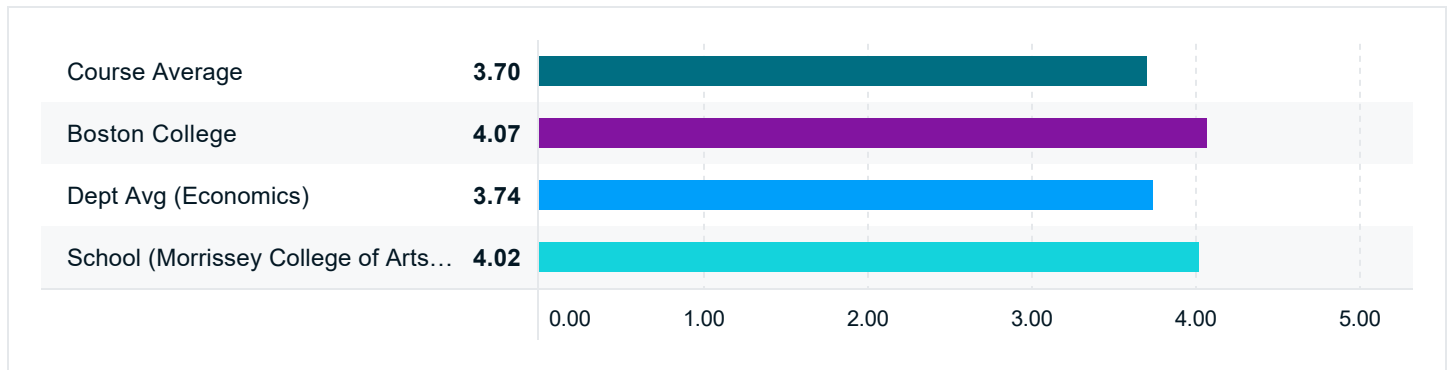
2. Assignments were helpful in learning the course material.



3. I learned perspectives, principles or practices that I expect to apply beyond the course.

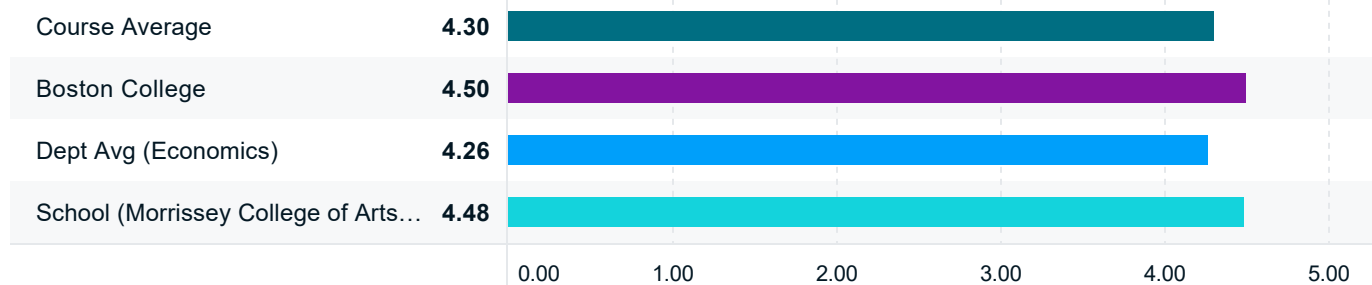
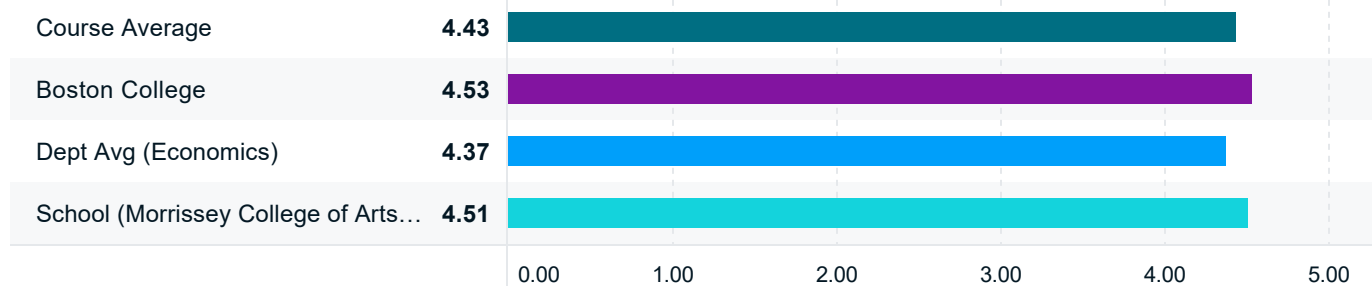
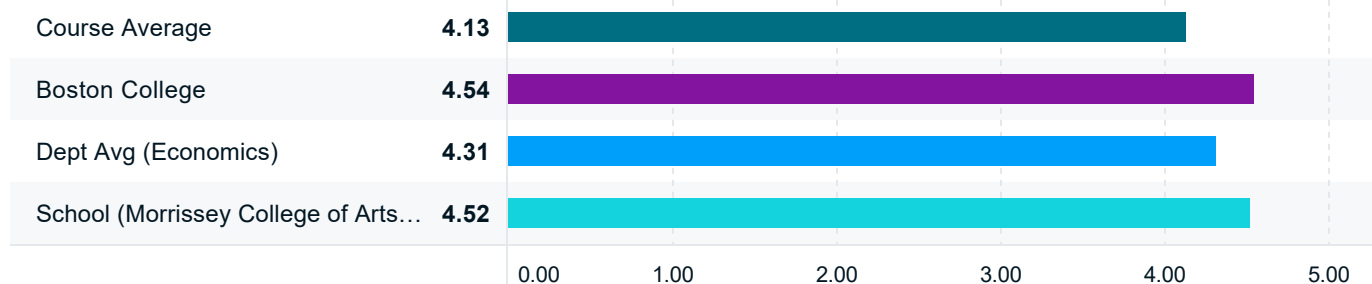


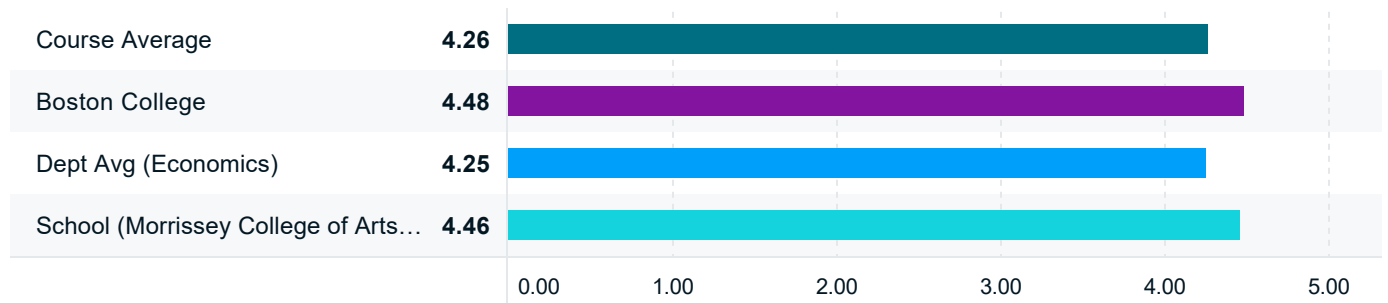
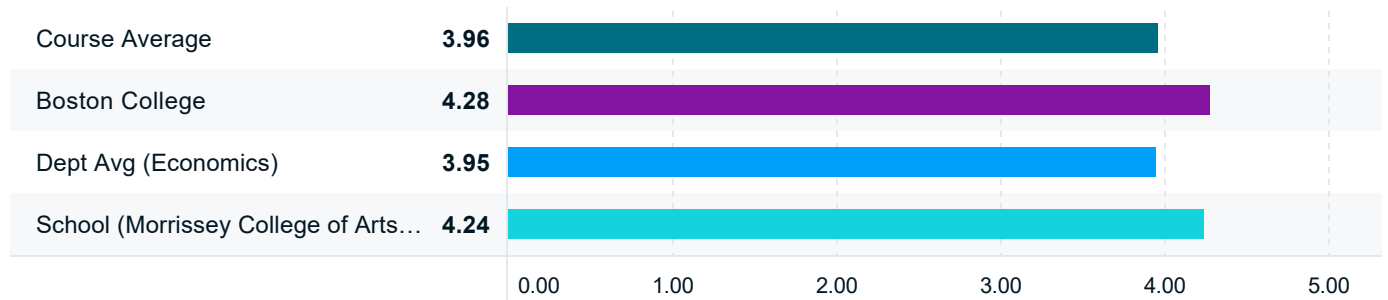
How would you rate this course overall?



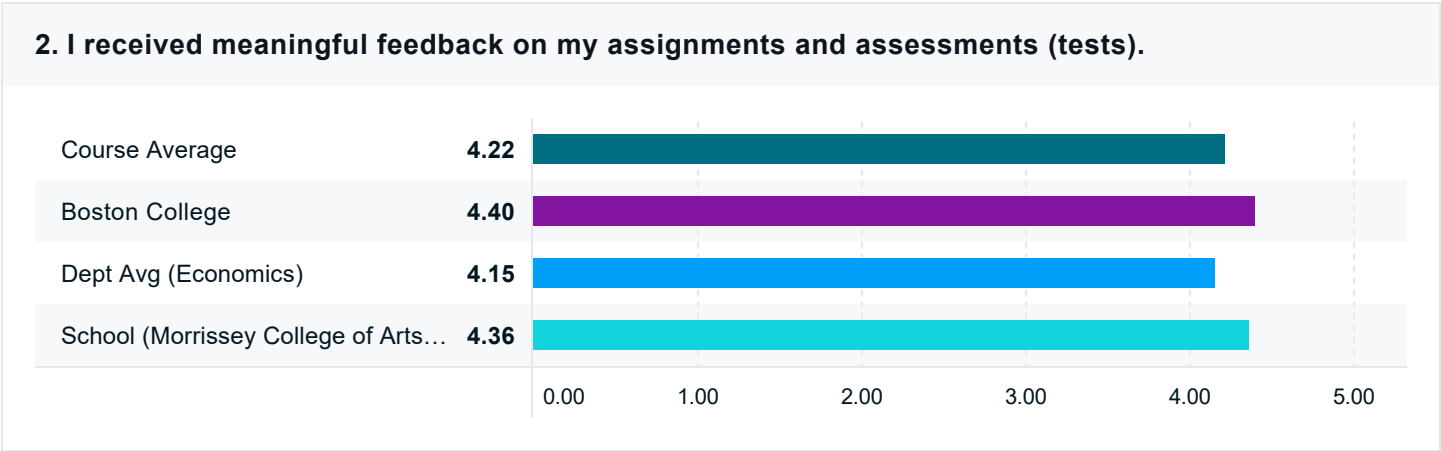
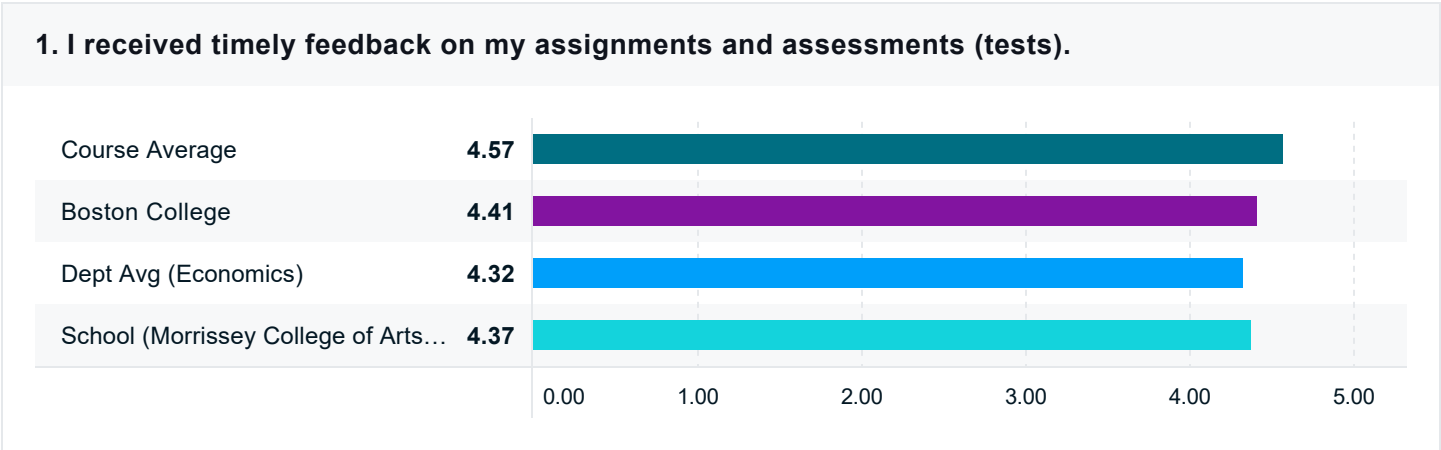
Instructor Questions for (Elena Pellegrini) - Benchmarks:

Communication/ Clarity of Communication/ Faculty/Student Interaction

1. The instructor was effective in helping students understand difficult concepts, methods, and subject matter.**2. The instructor was available for help outside of class.****3. The instructor stimulated interest in the subject matter.**

4. The instructor motivated me to do my best work.**How would you rate this instructor overall as a teacher? - Benchmarks**

Assignnments and Grading



Responses to Customized Questions for
ECON115111_2025SPRG_Statistics - Elena Pellegrini